



# Tarvos

## User Guide



Enabling  **Smart Cities**™

The Tarvos RFID Integrated reader described in this User Guide is a commercial product and must be installed by professional installer.

### **FCC Radiation Exposure Statement**

The antennas used for this transmitter must be installed to provide a minimum separation distance of at least 1 meter from any person and must not be co-located with any other transmitter.

### **Site License Disclaimer**

Users of the Tarvos RFID Integrated reader acknowledge that a site license is required when the device is configured for FCC Part 90 regulations. It is the user's responsibility to file for the site license and submit the appropriate fees and payments to the regulating authority. United States filings require submission of FCC Form 601 with Schedule D and H. Canadian filings require submission of Industry Canada forms IC2365BB and IC2430BB.

### **Licence d'Etat-client Avertissement**

Client (utilisateur final) reconnaît que le site d'une licence est requise pour chaque lecteur emplacement du système. Il incombe au client de déposer pour la licence d'exploitation et soumettre le paiement du dépôt approprié. Unis dépôts États exigent l'achèvement et la soumission du formulaire FCC 601 à l'annexe D et H. dépôts canadiennes exigent l'achèvement et la soumission de Industrie Canada Formulaires IC2365BB et IC2430BB.

### **Changes or Modifications**

Changes or modifications to the RFID reader not expressly approved by Star Systems International Ltd. could void the user's authority to operate the Tarvos RFID Integrated reader.

## WARNING

This equipment complies with FCC Part 90 and Industry Canada.RSS-137 rules. This device complies with FCC Part 15 and Industry Canada license exempt RSS standard(s). Operation is subject to the following two conditions: (1) this device may not cause interference, and (2) this device must accept any interference, including interference that may cause undesired operation of the device.

Cet appareil est conforme à FCC Partie15 de Industrie Canada RSS standard exempts de licence (s). Son utilisation est soumise à Les deux conditions suivantes: (1) cet appareil ne peut pas provoquer 'interférences et (2) cet appareil doit accepter Toute interférence, y compris les interférences qui peuvent causer un mauvais fonctionnement du dispositif.

### WARNING: Class A Devices

This equipment has been tested and found to comply with the limits for a Class A digital device, pursuant to part 15 of the FCC rules. These limits are designed to provide reasonable protection against harmful interference when the equipment is operated in a commercial environment. This equipment generates, uses, and can radiate radio-frequency energy and, if not installed and used in accordance with the instruction manual, may cause harmful interference to radio communications. Operation of this equipment in a residential area is likely to cause harmful interference, in which case users will be required to correct the interference at their own expense.

### Antennas

This radio transmitter (Tarvos RFID Integrated reader **IC ID 20068-TITAN22000**) has been approved by Industry Canada to operate with the antenna types listed below with the maximum permissible gain indicated. Antenna types not included in this list, having a gain greater than the maximum gain indicated for that type, are strictly prohibited for use with this device.

<u>Item Number</u>	<u>Antenna Name</u>	<u>Gain</u>
HAN25000-1	Avior	15 dBi Gain
HAN0800F	Cheetah	12 dBi Gain
HAN1400F	Hydra	12 dBi Gain
HAN1000F	Bobcat	8 dBi Gain

### Professional Installation

The Tarvos RFID Integrated reader requires professional installation to correctly set the transmitter power for the RF cable and antenna selected, to ensure that the radiated power complies with regulatory limits for the region where the reader is installed.

Attention .....	1
User Guide .....	5
<b>1. Introduction.....</b>	<b>6</b>
1.1 Purpose and Scope .....	6
1.2 Reference Documents .....	6
1.3 Document Conventions .....	6
<b>2. Tarvos External Interfaces .....</b>	<b>7</b>
2.1 Reader Hardware Overview .....	7
2.2 Reader Physical Interface .....	8
2.3 Reader Software Interface.....	12
<b>3. High Level Reader Connectivity .....</b>	<b>13</b>
3.1 Command Channel (port 50007).....	13
3.2 Event Channel (port 50008) .....	14
<b>4. Web Description .....</b>	<b>15</b>
4.1 Welcome Page.....	15
4.2 File Management Page .....	15
4.3 Commands .....	16
4.4 Support .....	16
4.5 Profile Management.....	17
<b>5. TSI Interface.....</b>	<b>18</b>
5.1 Permissions .....	18
5.2 Resetting to Factory Defaults .....	19
5.3 Datatypes .....	19
5.4 Profiles .....	20
5.5 Reader Modes .....	20
5.6 GPIO .....	21
a. <i>DIO Control</i> .....	22
b. <i>DIO Monitor</i> .....	22
5.7 Tag Operations .....	22
5.8 Tag Database .....	23
5.9 Events.....	24
5.10 Filtering .....	25
5.11 Namespaces and Commands.....	26
a. Antennas .....	27
b. Com .....	32
c. Diag .....	39

d.	DIO .....	41
e.	Info.....	43
f.	Modem.....	45
g.	Reader.....	60
h.	Setup .....	72
i.	Tag .....	77
j.	Version .....	109
<b>6.</b>	<b>LLRP Description .....</b>	<b>111</b>
	<b>Appendix .....</b>	<b>138</b>
	<b>Warranty .....</b>	<b>139</b>

Version 1.0

05<sup>th</sup> February 2020

**Star Systems International** and the **Star Systems International logo** are trademarks of **Star Systems International Ltd.** in Hong Kong and other countries.

Specifications are subjected to changes without prior notice.

## **Disclaimer and limitation of liability**

Star Systems International Ltd. shall not be liable for technical or editorial errors or omissions contained herein or for incidental or consequential damages about the furnishing, performance, or use of this material. The information in this document is provided “as is” without warranty of any kind - including but not limited to, the implied warranties of merchantability and fitness for a purpose and is subjected to change without notice. The warranties for Star Systems International products are set forth in the express limited warranty statements accompanying such products. Nothing herein should be construed as constituting an additional warranty.

This document contains proprietary information that is protected by copyright. No part of this document may be photocopied, reproduced, or translated to another language without the prior written consent of Star Systems International Ltd.

This product is not designed, intended, authorized or warranted to be suitable for life support applications or any other life critical applications which could involve potential risk of death, personal injury, property damage, or environmental damage.

Users of the Tarvos RFID reader acknowledge that a site license is required when the device is configured for FCC Part 90 regulations. It is the user’s responsibility to file for the site license and submit the appropriate fees and payments to the regulating authority. United States filings require submission of FCC Form 601 with Schedule D and H. Canadian filings require submission of Industry Canada forms IC2365BB and IC2430BB.

Your safety is extremely important. Read and follow all warnings and cautions in this document before handling and operating RFID equipment. You can be seriously injured, and equipment and data can be damaged if you do not follow the safety warnings and cautions.

A caution alerts you to an operating procedure, practice, condition, or statement that must be strictly observed to prevent equipment damage or destruction, or corruption or loss of data.

**Note:** Notes either provide extra information about a topic or contain special instructions for handling a condition or set of circumstances.

## 1.1 Purpose and Scope

This purpose of this document is to educate developers designing reader control and data applications for the Tarvos reader. It describes the Tarvos Reader interfaces and protocols as well as providing references and relevant UHF RFID information.

The users of the Tarvos reader is assumed to have basic knowledge of software development and network connectivity. In addition, a high-level understanding of reader protocols would be beneficial. Please refer to the documents in the next section for more details.

## 1.2 Reference Documents

The documents below will describe UHF RFID and the protocols in more detail.

- EPC Global, *EPC™ Radio-Frequency Identity Protocols Generation-2 UHF*, v2.0.1
- EPC Global, *Low Level Reader Protocol (LLRP)*, Version 1.1

## 1.3 Document Conventions

Item	Convention	Explanation / Example
Acronyms/Initialisms	All uppercase; usually spelled out on first use.	Radio Frequency IDentification (RFID)
Book titles	Title caps, italic.	See the <i>Low Level Reader Protocol (LLRP)</i>
Chapter titles	Title caps, in quotation marks.	See Chapter 2, "Tarvos External Interfaces"
Code samples and examples	Monospaced font.	<code>host_ip = "169.254.0.20"</code> <code>antennas.mux_sequence=1 3 2 2 4</code>
URLs	Lowercase	<code>http://www.star-int.net/</code>

## 2. Tarvos External Interfaces



The Tarvos UHF RFID Integrated Reader is a multi-protocol Automatic Vehicle Identification (AVI) and tolling reader. The Tarvos reader provides network and serial connectivity with the controlling system software as well as general purpose inputs and outputs.

### 2.1 Reader Hardware Overview



Font



Back




Bottom

## 2.2 Reader Physical Interface



**FIGURE 1 - Connector Faceplate Arrangement**

LED	Operational description
<b>Power [PWR]</b>	Green indicates power has been applied to the reader. Any other colors indicate the reader is booting or powered off.
<b>Transmit [TX]</b>	Green when transmitting. Amber indicates one more radio warning have occurred (e.g. missing antenna). Red indicates one more radio error have occurred. When Red, the “Transmit” LED follows the value of the “diag.radio_error_status” CLI variable.
<b>Receive [RX]</b>	Blinks green when tag signals are being decoded. Faster blink indicates higher read rate.
<b>Status</b>	Green indicates no error. Amber indicates one or more general warnings have occurred. Red indicates one or more general errors have occurred. The “Status” LED follows the value of the “diag.error_status” CLI variable.



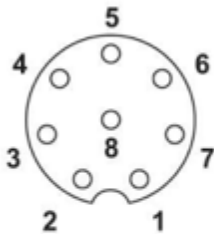
**FIGURE 2 – Tarvos Connection Diagram**

Interface	Description
PoE+	25.5W IEEE 802.3at Compliant (Type 2)
Ethernet	IEEE 802.3 10BASE-T/100BASE-TX IEEE 802.3 compliant Ethernet transceiver through an RJ-45 connector that has PoE+ magnetics.
DC Supply	12-57 Volts (30 Watts) Optional DC power supply if PoE+ is not used
RS-232 serial/ GPIO	RS-232 serial protocol through a DB-9 male connector (DTE). Two opto-isolated inputs and two open collector outputs

## Connector pin out details

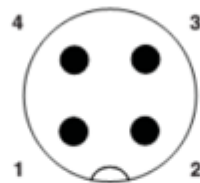
The following diagram provides specific details regarding each connector type:

### Ethernet



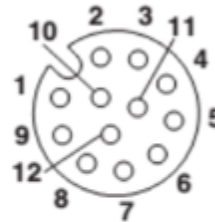
M12 Socket  
8 Position  
A-Coded

### Power



M12 Plug  
4 Position  
A-Coded

### GPIO/RS232



M12 Socket  
12 Position  
A-Coded

### Ethernet - LAN(PoE+):

Pin	Mode A	Mode B	Description
1	Rx+, DC+	Rx+	LAN Rx+, DC+ for Mode A POE Spec
2	Rx-, DC+	Rx-	LAN Rx-, DC+ for Mode A POE Spec
3	Tx+, DC-	Tx+	LAN Tx+, DC- for Mode A POE Spec
4	Unused	DC+	DC+ for Mode B POE Spec
5	Unused	DC+	DC+ for Mode B POE Spec
6	Tx-, DC-	Tx-	LAN Tx-, DC- for Mode A POE Spec
7	Unused	DC-	DC- for Mode B POE Spec
8	Unused	DC-	DC- for Mode B POE Spec

### Power - DC:

Pin	Signal	Description	Color
1	+V	Voltage (12-57v)	Brown
2	GND	Ground	White

### GPIO/Serial:

Pin	Signal	Description	Color
1	GND	Ground	Brown
2	GPO_1	Open Collector General Purpose Output #1	Blue
3	GPO_2	Open Collector General Purpose Output #2	White
4	GND	Ground	Green
5	GPI_1	Optically Isolated Input #1	Pink
6	GPI_2	Optically Isolated Input #2	Yellow
7	GND	Ground	Black
8	Tx	RS-232 Transmit	Gray
9	RTS	RS-232 RTS (Hardware Flow Control)	Red
10	Rx	RS-232 Receive	Purple
11	GND	Ground	Red/Gray
12	CTS	RS-232 CTS (Hardware Flow Control)	Red/Blue

### Antenna Port:

Pin	Signal	Description
1	RF	Center Pin RF output
2	GND	Ground

## 2.3 Reader Software Interface

Interface	Description
<b>TCP Port 50007</b>	TSI Command Port
<b>TCP Port 50008</b>	TSI Event Port
<b>TCP Port 5084</b>	LLRP Port
<b>Serial</b>	TSI Command and Event Port
<b>TCP Port 80</b>	Web Interface
<b>Syslog</b>	Outputs to a remote UDP Port 514
<b>TCP Port 3334</b>	Firmware Update Port <ul style="list-style-type: none"> <li>Automatically used by Web and GUI Updates</li> </ul>
<b>UDP Port 3333</b>	Discovery port (Multicast IP addresses 239.192.7.1 and 239.192.7.2)
<b>SNTP</b>	Simple Network Time Protocol Client <ul style="list-style-type: none"> <li>RFC 2030</li> </ul>
<b>SNMP</b>	Simple Network Management Protocol SNMPv1 Agent Conforms to: <ul style="list-style-type: none"> <li>RFC 1155, RFC 1157, RFC 1212, RFC 1213</li> </ul> SNMPv2c Agent based on: <ul style="list-style-type: none"> <li>RFC 1905, RFC 1906</li> </ul>
<b>DHCP</b>	DHCP enabled by default. Fallback IP: 169.254.0.20

The Tarvos reader “Text Stream Interface” (TSI) protocol contains two main channels. The first channel (port 50007) provides for a command and response protocol that will be described in more detail later. The second channel (port 50008) provides for an event channel stream for asynchronous information transmitted by the Tarvos reader.

Note, there is a maximum of 8 actively connected TCP channels to the Tarvos reader. This includes the TSI ports (50007 and 50008) as well as the LLRP port (5084).

## 3.1 Command Channel (port 50007)

The reader port 50007 is a raw TCP port. Meaning, it is not a shell, there is no echo, and there is no interpretation of special ASCII characters. It accepts ASCII characters as commands and responds with ASCII characters.

The TSI protocol requires that each command terminates with “\r\n” and each response terminates with “\r\n\r\n”. As an example, the command to get the operating mode of the reader is “setup.operating\_mode”. Here is some Python code that would implement this command and process the response:

```
import socket

host_ip = "169.254.0.20"
command_channel_port = 50007
command_socket = socket.socket(socket.AF_INET, socket.SOCK_STREAM)
command_socket.connect((host_ip, command_channel_port))
command = "setup.operating_mode\r\n"
command_socket.sendall(command)
expected_response = "ok standby\r\n\r\n"
response = command_socket.recv(256)
if response == expected_response:
    print "Success"
```

## 3.2 Event Channel (port 50008)

The reader port 50008 is a raw TCP port. It is a one-way channel in that it does not process data coming into the Tarvos reader. It only sends asynchronous event data out. Each asynchronous event is terminated with “\r\n\r\n”.

Upon first connecting to port 50008, the Tarvos reader will output an event connection string followed by the identification of the reader channel (e.g. “event.connection id=536961760”). This ID field will be used in determining which events the channel is subscribed to (please see the TSI documentation on the “reader.events.register()” function).

Please note that the “event.connection id” value will remain constant while the event channel is connected. However, this value is not guaranteed to be the same on subsequent connections to the event channel. Each time a connection to the event channel is established the value of the “event.connection id” may be different.

Here is an example of event channel processing in Python:

```
import socket

host_ip = "169.254.0.20"
event_channel_port = 50008
event_socket = socket.socket(socket.AF_INET, socket.SOCK_STREAM)
event_socket.connect((host_ip, event_channel_port))
response = event_socket.recv(256)
i1 = response.find('event.connection id =') + len('event.connection id =')
i2 = response.find('\r\n\r\n')
id = int(response[i1:i2])
print "Channel ID: ", id
while 1:
    response = event_socket.recv(256)
    print response
```

# 4. Web Description

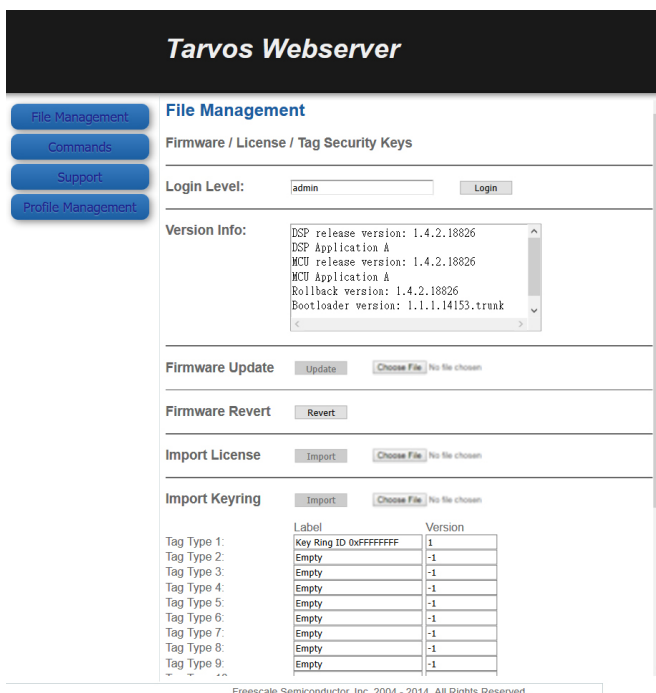
## 4.1 Welcome Page

On the “Welcome Page”, click on one of the tabs on the left to navigate through the interface.



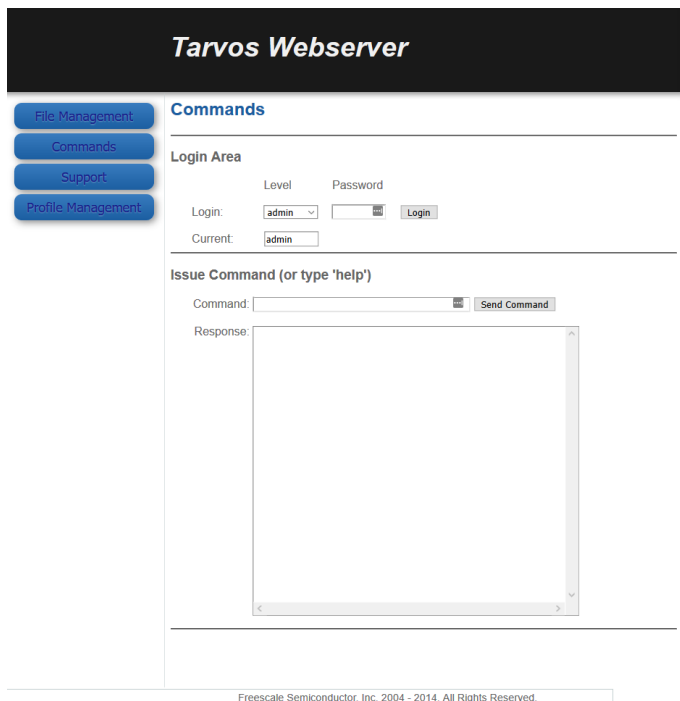
## 4.2 File Management Page

From the “File Management” page, you can perform a firmware update, firmware reverts, import a license or import a key ring.



## 4.3 Commands

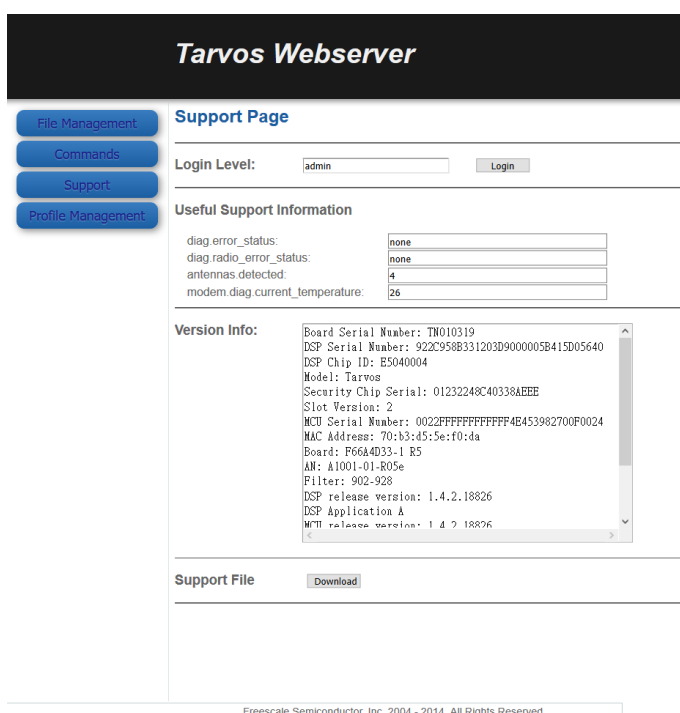
From the “Commands” page, you can enter CLI commands or type ‘help’ to get more information.



The screenshot shows the 'Tarvos Webserver' interface. On the left is a navigation menu with buttons for 'File Management', 'Commands', 'Support', and 'Profile Management'. The main content area is titled 'Commands' and contains a 'Login Area' with fields for 'Level' (set to 'admin') and 'Password', and a 'Login' button. Below this is the 'Issue Command (or type 'help')' section, which includes a 'Command' input field with a 'Send Command' button and a 'Response' text area. At the bottom of the page, there is a footer: 'Freescale Semiconductor, Inc. 2004 - 2014. All Rights Reserved.'

## 4.4 Support

From the “Support” page, you can download the support file and look for useful diagnostics.



The screenshot shows the 'Tarvos Webserver' interface on the 'Support Page'. The navigation menu on the left is the same as in the previous screenshot. The main content area is titled 'Support Page' and includes a 'Login Level:' field set to 'admin' with a 'Login' button. Below this is the 'Useful Support Information' section, which displays several diagnostic fields: 'diag\_error\_status' (none), 'diag\_radio\_error\_status' (none), 'antennas detected' (4), and 'modem.diag\_current\_temperature' (25). The 'Version Info:' section contains a scrollable list of system details, including Board Serial Number, DSP Serial Number, Model, Security Chip Serial, Slot Version, MCU Serial Number, MAC Address, Board, AN, Filter, DSP release version, and DSP Application A. At the bottom, there is a 'Support File' section with a 'Download' button. The footer at the bottom of the page reads: 'Freescale Semiconductor, Inc. 2004 - 2014. All Rights Reserved.'

## 4.5 Profile Management

### Tarvos Webserver

**Profile Management**

File Management | Commands | Support | **Profile Management**

Login Level:

---

**Useful Profile Information**

reader.profile.active:   
reader.profile.list():   
reader.profile.load():    
reader.profile.delete():    
reader.profile.save():

Command Responses:

---

**Export Configuration**

---

**Import Configuration**   No file chosen

---

Freescale Semiconductor, Inc. 2004 - 2014. All Rights Reserved.

From the “Profile Management” page, you can view the current reader profile information as well as export and import configurations from and to different readers.

Please see section 5.4 for additional details on profiles.

# 5. TSI Interface



The Tarvos reader implements the “Text Stream Interface” (TSI). The TSI is an ASCII, text-based communications protocol used to send and receive commands to the Tarvos reader.

## 5.1 Permissions

TSI has two main user login names (‘guest’ and ‘admin’). Each login has permissions to perform a different set of TSI commands. Each command and the required permissions will be described later.

The default passwords for each login are the same as the login type. So, the password for ‘admin’ is ‘admin’ and the password for ‘guest’ is ‘guest’. The table below contains a list of commands that are useful for logging in and changing login information. These commands are described in more detail later in this document.

<code>reader.login()</code>	<code>reader.logout()</code>	<code>reader.who_am_i()</code>	<code>reader.set_pwd()</code>
-----------------------------	------------------------------	--------------------------------	-------------------------------

Below is a quick example of logging in as ‘admin’ with the known default password:

```
"reader.login(admin, admin)\r\n"
```

## 5.2 Resetting to Factory Defaults

- TSI command on CMD port 50007
  - `"reader.profile.reset_factory_default()\r\n"`
  - Resets all variables to factory defaults and sets the profile to the Default variables.
- "ct1" repeatedly typed on serial port during boot sequence
  - Performs same function as TSI command above for resetting profile to Default.
- "ct2" repeatedly typed on serial port during boot sequence
  - Performs all the functions of a "ct1" reset
  - Resets network to DHCP
- "ct3" repeatedly typed on serial port during boot sequence
  - Performs all the functions of a "ct2" reset
  - Forces a firmware rollback to the previously installed version

## 5.3 Datatypes

- Boolean
  - true or false, 0 or 1
- String
  - Variable length character array (e.g. "10.172.0.1"). Its value depends upon the specific variable of function parameters.
- Integer
  - A numeric value. Its range depends upon the specific variable or function parameters.
- Integer Array
  - An array of Integer's (e.g. "1 2 3 4" in "antennas.mux\_sequence=1 2 3 4").
- Enum
  - A set of possible String values that a variable or function parameter must be set to (e.g. "tag\_id", "tid", "type", ...).
- Enum Array
  - An array of Enum's (e.g. "tag\_id tid" in "tag.reporting.report\_fields=tag\_id tid").
- Hex Array
  - A hex string starting with '0x' (e.g. '0x12345678').

## 5.4 Profiles

There are several TSI commands that facilitate the ability to save and load profiles on the reader (in addition to the `reset_factory_default()` function discussed earlier). Here are the commands:

<code>reader.profile.delete()</code>	<code>reader.profile.list()</code>	<code>reader.profile.load()</code>	<code>reader.profile.save ()</code>
<code>reader.profile.active</code>			

These commands allow the user to save current configurations of variables. After saving the configuration, the name given to that configuration will be active the next time the reader reboots. A total of 5 unique profiles can be saved by the Tarvos reader.

Please see the additional information on these commands in the section that documents the TSI commands.

## 5.5 Reader Modes

TSI has two main operating modes ('standby' and 'active'). When in 'active' mode, the reader is actively reading tags from any configured antennas (see 'antennas.mux\_sequence'). Any tags read during 'active' mode will be sent as events on the event channel (see "tag.reporting" namespace). In 'standby' mode, the reader is no longer trying to read tags.

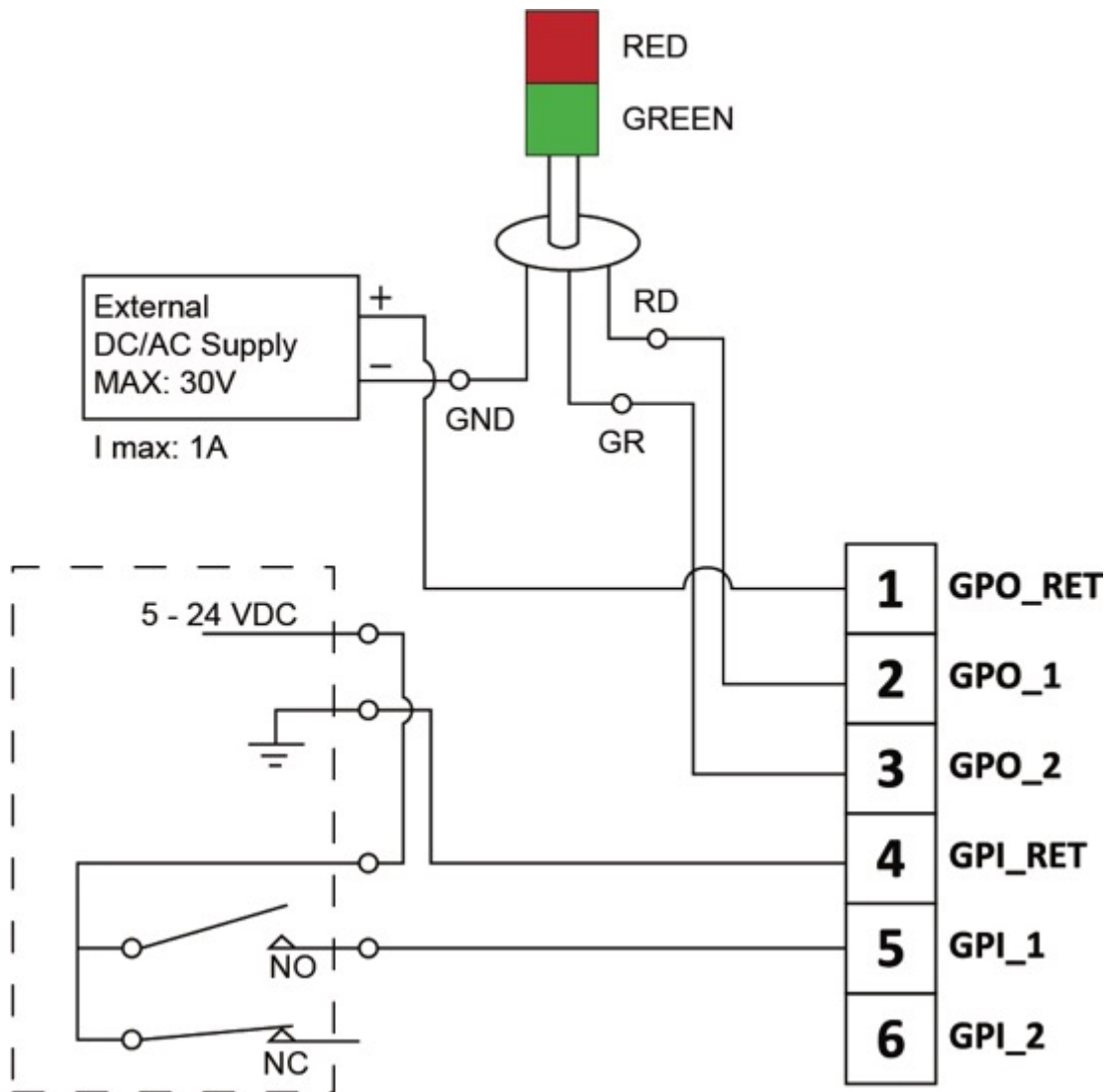
<code>setup.operating_mode</code>			
-----------------------------------	--	--	--

To turn the reader into active mode, you can perform the following TSI command on port 50007 of the reader:

```
"setup.operating_mode=active\r\n"
```

## 5.6 GPIO

The Tarvos reader has two digital inputs and two digital outputs. They can be used in multiple ways that are controlled through the readers TSI "dio" namespace. And they are monitored through the event channels via "event.dio.\*" events.



DIO connection diagram

## a. DIO Control

Here are some key control “dio” namespace variables in the TSI CLI:

<code>dio.in.[1 2]</code>	<code>dio.out.[1 2]</code>	<code>dio.trigger_high.[1 2]</code>	<code>dio.trigger_low.[1 2]</code>
---------------------------	----------------------------	-------------------------------------	------------------------------------

The dio.in commands allow clients to monitor the inputs by polling for their values. The dio.out commands allow the state of the digital outputs to be set. All with TSI CLI commands via the command channel.

The dio.trigger commands allow clients to setup automatic operating modes of the reader based upon a change of state of an input. A change of an input from high to low or from low to high can be used to automatically put the reader into ‘standby’ or ‘active’ mode.

## b. DIO Monitor

<code>event.dio.[1 2] value=[0 1] time=&lt;time&gt;</code>
<code>event.configuration.change name=dio.out.[1 2] newvalue=[0 1] oldvalue=[0 1 None]</code>

Whenever a DIO input value changes state, the reader will send out an event with information as to the new value of the input as well as the exact timestamp from the reader.

```
"event.dio.1 value=0 time=2017-11-10T10:06:57.710\r\n\r\n"
```

The reader also sends out configuration change events any time a variable changes state. This can be used to also monitor when a DIO output event occurs from the reader.

```
"event.configuration.change name=dio.out.2 newvalue=1 oldvalue=None time=2017-11-10T10:05:23\r\n\r\n"
```

## 5.7 Tag Operations

Beyond putting the reader into ‘active’ mode and monitoring the event channel for interrogated tags, the reader can perform the tag operations suggested by the commands below.

<code>tag.read_access_pwd()</code>	<code>tag.read_id()</code>	<code>tag.read_kill_pwd()</code>	<code>tag.read_tid()</code>
<code>tag.read_user_data()</code>	<code>tag.unlock()</code>	<code>tag.lock()</code>	<code>tag.write_access_pwd()</code>
<code>tag.write_id()</code>	<code>tag.write_kill_pwd()</code>	<code>tag.write_tid()</code>	

Please see the documentation on the TSI commands. For a quick example:

```
"tag.write_kill_pwd(tag_id=0x294315325E9DCB8F0871F7B3, kill_pwd=0x12345678)\r\n"
```

## 5.8 Tag Database

The reader has a non-volatile tag database that can store up to the most recent  $2^{20}$  (1,048,576) tags read by the reader. The TSI commands available for the tag database are shown below.

<code>tag.db.get ()</code>	<code>tag.reporting.taglist_fields</code>	<code>tag.db.enable</code>	<code>tag.db.purge()</code>
<code>tag.db.set_acknowledged()</code>	<code>tag.db.next_audit_record</code>	<code>tag.db.get_and_purge()</code>	

Please see the documentation on the TSI commands.

The tag database can be used to synchronously collect tags from the reader (as opposed to asynchronously via the event channel). This can be useful in situations where communications to the reader are interrupted for any reason (e.g: loss of network). Each tag has a unique audit record value that can be used to acknowledge the tag. If the client uses this mechanism to acknowledge every tag it sees, it should do the following for every tag arrival in the event channel:

```
"tag.db.set_acknowledged(true, <audit_record>)\r\n"
```

If this has been done for every tag, then if a loss of communication occurs, the following command can be used to get all unacknowledged tags in the database after reconnecting to the reader.

```
"tag.db.get(acknowledged=false)\r\n"
```

## 5.9 Events

The following are prefixes of events that are generated by the event channel.

- "event.dio"
  - DIO events triggered by digital input state changes
- "event.status.channel\_transition"
  - Frequency change events (see setup.event\_notifications)
- "event.connection.attempt"
  - Indicates an LLRP connection attempt
- "event.connection.close"
  - Indicates the close of an LLRP connection
- "event.end\_of\_aispec"
  - Indicates the end of an LLRP AISpec on the modem
- "event.rospec"
  - Indicates an LLRP ROSpec change
- "event.antenna"
  - Indicates an antenna mux change
- "event.tag.report"
  - Data from a tag that has been interrogated
- "event.tag.raw\_arrive"
  - Data from a tag that has been interrogated (the first time)
- "event.tag.arrive"
  - Data from a tag that has been interrogated (the first time - see tag.reporting.arrive\_generation)
- "event.tag.depart"
  - After a tag has no longer been interrogated for tag.reporting.depart\_time, this event will be generated.
- "event.status.inventory\_start"
  - The start of an inventory round
- "event.status.inventory\_end"
  - The end of an inventory round
- "event.error.mcu"
  - Error events from the MCU processor
- "event.error.dsp"
  - Error events from the DSP processor
- "event.warning.mcu"
  - Warning events from the MCU processor
- "event.warning.dsp"
  - Warning events from the DSP processor
- "event.info.mcu"
  - Info events from the MCU processor
- "event.info.dsp"
  - Info events from the DSP processor

## 5.10 Filtering

The TSI interface provides for filtering using the Gen 2 select command. Below are the main commands for filtering.

<code>modem.protocol.isoc.filter.f.action</code>	<code>modem.protocol.isoc.filter.f.enabled</code>
<code>modem.protocol.isoc.filter.f.length</code>	<code>modem.protocol.isoc.filter.f.mask</code>
<code>modem.protocol.isoc.filter.f.mem_bank</code>	<code>modem.protocol.isoc.filter.f.offset</code>
<code>modem.protocol.isoc.filter.f.session</code>	<code>modem.protocol.isoc.filtering.enabled</code>

Where “f” is a value from 1 to 8.

Please see the documentation on the TSI commands.

For a quick example of creating a filter to read a specific 96 bit EPC identifier (“E2C06F921122338899112233”, 12 bytes or 6 words), see below:

```
# Filter 1 matches the EPC length in the PC word
modem.protocol.isoc.filter.1.action=assert_deassert
modem.protocol.isoc.filter.1.length=5
modem.protocol.isoc.filter.1.mask=0x06
modem.protocol.isoc.filter.1.mem_bank=membank_epc
modem.protocol.isoc.filter.1.offset=16
modem.protocol.isoc.filter.1.enabled=true

# Filter 2 matches the actual EPC
modem.protocol.isoc.filter.2.action=nothing_deassert
modem.protocol.isoc.filter.2.length=96
modem.protocol.isoc.filter.2.mask=E2C06F921122338899112233
modem.protocol.isoc.filter.2.mem_bank=membank_epc
modem.protocol.isoc.filter.2.offset=32
modem.protocol.isoc.filter.2.enabled=true

modem.protocol.isoc.filtering.enabled=true
```

## 5.11 Namespaces and Commands

The TSI interface divides the command sets into namespaces as described in the table below.

Namespace	Description
<b>Antennas</b>	Configures antenna powers, sequences, and displays antenna detected info.
<b>Com</b>	Configures and displays communication channels (serial and Ethernet)
<b>Diag</b>	Displays and clears diagnostics and error conditions
<b>DIO</b>	Displays and sets digital inputs and outputs.
<b>Info</b>	Model, serial number, time, and other general information.
<b>Modem</b>	Low level modem configuration and operations (advanced).
<b>Reader</b>	Reader configuration and interfaces including login and profiles.
<b>Setup</b>	High level reader configuration and operation control.
<b>Tag</b>	Tag operations and configuration including filters and event information.
<b>Version</b>	Reader software and hardware version information.

Each namespace has a set of commands associated with them that will be described later in this section. Each command is either a variable or a function:

- Variables

Sets or gets a variable value. Variables are often, but not always, stored in the profiles that can be saved (see section on profiles).

The following attributes are defined for all Variables:

- Read Permission  
Defines permissions required to see the current state of the variable.
- Write Permission  
Defines permissions required to modify the state of the variable.
- Default  
Defines the initial state of the variable as well as the state set when resetting to factory defaults. If this value is NULL, it means the variable does not have a default and will not get reset when going to factory defaults.
- Priority  
The priority determines the order that a variable gets restored during profile or factory default restoration. The higher the priority number, the earlier the variable will get restored in the restore sequence. If this value is “-1”, it means the variable does not get restored.

- Functions

Performs an operation. Functions do not affect the state of the profile; however, they can affect the state of the reader.

The following attributes are defined for all Functions:

- Permission  
Defines permissions required to execute the function.
- Min parameters  
The minimum number of parameters that need to be specified for the function to execute.
- Max parameters  
The maximum number of parameters that can be specified for the function to execute.

### a. Antennas

#### Variable List Table

antennas.mux_sequence	antennas.port_count
antennas.detected	antennas.diag
antennas.a.conducted_power	antennas.p.a.conducted_power
antennas.conducted_power_units	antennas.a.advanced.attenuation
antennas.a.advanced.cable_loss	antennas.a.advanced.computed_conducted_power
antennas.a.advanced.gain	antennas.a.advanced.gain_units
antennas.a.label	

---

#### antennas.mux\_sequence

Read Permission	admin	Write Permission	admin
Default	0	Priority	5
<p>(Integer Array) Specify a list of antenna ports to use while scanning the field for tags. A value of 0 means any connected antenna will be used while scanning the field. A non-zero value indicates both the antenna port numbers and the order of scanning for the antennas. The same antenna can be specified more than once to get more than one scan per sequence through all the ports.</p> <p>Example:  <code>antennas.mux_sequence=1 3 2 2 4</code>  <code>ok</code></p>			

---

### antennas.port\_count

Read Permission	admin	Write Permission	none
Default	NULL	Priority	-1
<p>(Integer) Number of antenna ports on the reader.</p> <p>Example:</p> <pre>antennas.port_count ok 4</pre>			

---

### antennas.detected

Read Permission	admin	Write Permission	none
Default	NULL	Priority	-1
<p>(Integer Array) List of detected antennas connected to the reader.</p> <p>Example:</p> <pre>antennas.detected ok 1 2 3</pre>			

---

### antennas.diag

Read Permission	admin	Write Permission	none
Default	NULL	Priority	-1
<p>(String) Detailed information about the antennas.</p>			

---

### antennas.a.conducted\_power

Read Permission	admin	Write Permission	admin
Default	270	Priority	4
<p>(Integer) Transmit power for antenna port 'a'. Where 'a' can be between 1 and antennas.port_count.</p> <p>If a protocol specific antenna power has been set then this variable will return 'PROTOCOL_SPECIFIC'. For example, if antennas.isoc.1.conducted_power is set to a different value than antennas.isob.1.conducted_power, this variable will return 'PROTOCOL_SPECIFIC'. If you set this variable in that situation, both protocol specific powers will be set with this value.</p> <p>Example:</p> <pre>antennas.1.conducted_power=250 ok</pre>			

### antennas.p.a.conducted\_power

Read Permission	admin	Write Permission	admin
Default	270	Priority	3
<p>(Integer) Protocol specific transmit power for antenna port 'a'. Where 'a' can be between 1 and antennas.port_count. And where 'p' is determined by the supported protocols of the reader (see setup.valid_protocols).</p> <p>If antennas.a.conducted_power is used, the protocol specify power will be replaced.</p> <p>Example:</p> <pre>antennas.isoc.1.conducted_power=250 ok</pre>			

### antennas.conducted\_power\_units

Read Permission	admin	Write Permission	admin
Default	NULL	Priority	-1
<p>(Enum) The displayed conducted power units (or advanced computed conducted power). Its in either 'cBm' (centibel-milliwatt) or 'mBm' (millibel-milliwatt). On entry, the conducted power level is automatically determined. Those above 1000 are considered milliBels, those below are considered in centiBels.</p> <p>2300 mBm == 230 cBm</p> <p>Example:</p> <pre>antennas.conducted_power_units=cBm ok  antennas.1.conducted_power ok 230  antennas.conducted_power_units=mBm ok  antennas.1.conducted_power ok 2300</pre>			

---

### antennas.a.advanced.attenuation

Read Permission	admin	Write Permission	none
Default	0	Priority	5
(Integer) Antenna attenuation (0 to 400 centiBels)			
Example: antennas.1.cable_loss=50 ok			

---

### antennas.a.advanced.cable\_loss

Read Permission	admin	Write Permission	none
Default	18	Priority	5
(Integer) Antenna cable loss (0 to 100 centiBels)			
Example: antennas.1.cable_loss=50 ok			

---

### antennas.a.advanced.computed\_conducted\_power

Read Permission	admin	Write Permission	none
Default	NULL	Priority	-1
(Integer) Antenna computed conducted power (if antenna conducted power is 0 for ALL protocols)			
Example: antennas.1.computed_conducted_power ok 290			

---

### antennas.a.advanced.gain

Read Permission	admin	Write Permission	none
Default	130	Priority	5
(Integer) Antenna gain (-200 to 200).			
Example: antennas.1.gain=100 ok			

---

**antennas.a.advanced.gain\_units**

Read Permission	admin	Write Permission	none
Default	dBi	Priority	5
<p>(Integer) Antenna gain units ('dBd', 'dBi').</p> <p>Example:</p> <pre>antennas.1.gain_units=dBd ok</pre>			

---

**antennas.a.label**

Read Permission	admin	Write Permission	admin
Default	""	Priority	5
<p>(String) Antenna label for reports (see report fields)</p>			

## b. Com

### Function List Table

com.network.1.set	com.network.force_ntp_sync
com.serial.set	com.network.connection_table
com.network.close_llrp	

### Variable List Table

com.modem.timeout	com.web.timeout
com.network.tcpkeepalive	com.network.1.default_gateway
com.network.1.ip_address	com.network.1.mac_address
com.network.1.method	com.network.1.settings
com.network.1.subnet_mask	com.network.ntp_servers
com.network.last_ntp_error	com.network.ntp_sync_period
com.serial.baudrate	com.serial.databits
com.serial.echo	com.serial.parity
com.serial.rawmode	com.serial.settings
com.serial.stopbits	com.network.hostname
com.network.syslog.remote.1.ip_address	com.network.syslog.remote.1.log_level
com.network.syslog.remote.1.port	com.modem.mcu_time_sync_period

---

### com.network.1.set()

Permission	admin	Min parameters	1	Max parameters	4
Specifies the ip acquisition method, ip address, subnet mask and default gateway					
Param 1: 'method' ==> (Enum) 'dhcp', 'static'					
Param 2: 'ip_address' ==> (String) In 'static' method, specifies IP address (Example, 10.172.1.52)					
Param 3: 'subnet_mask' ==> (String) In 'static' method, specifies subnet mask (e.g., 255.255.255.0)					
Param 4: 'default_gateway' ==> (String) In 'static' method, specifies default gateway (e.g., 10.172.1.1)					
Note: Use com.network.1.* for determining current values for the parameters set here.					
Example:					
com.network.1.set(method=dhcp)					
ok					

---

### com.network.force\_ntp\_sync()

Permission	admin	Min parameters	0	Max parameters	0
Function forces NTP synchronization.					

---

**com.serial.set()**

Permission	admin	Min parameters	4	Max parameters	6
Specifies the reader's serial port settings					
Param 1: 'baudrate' ==> (Enum) '1200', '2400', '4800', '9600', '19200', '38400', '57600', '115200'					
Param 2: 'databits' ==> (Enum) '7', '8'					
Param 3: 'stopbits' ==> (Enum) '1', '2'					
Param 4: 'parity' ==> (Enum) 'none', 'even', 'odd'					
Param 5: 'echo' ==> (Enum) 'true', 'false' (only 'false' supported)					
Param 6: 'rawmode' ==> (Enum) 'true', 'false' (only 'true' supported)					
Example:					
com.serial.set(baudrate=57600, databits=8, stopbits=1, parity=none)					
ok					

---

**com.network.connection\_table()**

Permission	admin	Min parameters	0	Max parameters	0
Dumps statistics about past and present connections.					
This function takes no parameters.					
Example:					
com.network.connection_table()					
ok					
Cmd/Resp channels: 1					
Event channels: 1					
37 - level 5, rcvd 624, sent 597, ip 10.172.0.240, time 3495, C2_CMD					
42 - events sent 3437, bytes sent 263722, C2_EVENT					

---

**com.network.close\_llrp()**

Permission	admin	Min parameters	0	Max parameters	0
Close existing LLRP connection. If a previous connection has not been released by the client, this function can be used to force the closing and cleaning up of that connection. After calling this function, a new LLRP connection can be made.					
This function takes no parameters.					
Example:					
com.network.close_llrp()					
ok					

---

**com.modem.timeout**

Read Permission	guest	Write Permission	admin
Default	10000	Priority	5
(Integer) Timeout for commands sent to the modem (in milliseconds).			

---

**com.web.timeout**

Read Permission	guest	Write Permission	admin
Default	5	Priority	5
(Integer) Login timeout for web (in minutes). Minimum is 5 minutes. After this length of time the web user will be logged out and set to the default login level (see setup.default_login_level).			

---

**com.network.tcpkeepalive**

Read Permission	guest	Write Permission	admin
Default	1	Priority	5
(Boolean) Use TCP keep alive if needed on all TCP network connections.			

---

**com.network.1.default\_gateway**

Read Permission	guest	Write Permission	none
Default	NULL	Priority	-1
(String) Default gateway used for first network interface on reader. Read only, configureable through com.network.1.set()			

---

**com.network.1.ip\_address**

Read Permission	guest	Write Permission	none
Default	NULL	Priority	-1
(String) IP address of first network interface on reader. Read only, configurable through com.network.1.set()			

---

**com.network.1.mac\_address**

Read Permission	guest	Write Permission	none
Default	NULL	Priority	-1
(String) MAC address of the first network interface on the reader.			

---

**com.network.1.method**

Read Permission	guest	Write Permission	none
Default	NULL	Priority	-1
(Enum) Method used to acquire IP address. Read only, configurable through com.network.1.set() Possible values: 'dhcp', 'static'			

---

### com.network.1.settings

Read Permission	guest	Write Permission	none
Default	NULL	Priority	-1
<p>(String) A list of the settings for all com.network.1.* values.</p> <p>Example:</p> <pre>com.network.1.settings ok Method: DHCP IP address: 10.172.0.194 Subnet mask: 255.255.255.0 Default gateway: 10.172.0.1</pre>			

---

### com.network.1.subnet\_mask

Read Permission	guest	Write Permission	none
Default	NULL	Priority	-1
<p>(String) The subnet mask used for the first network interface on the reader. Read only, configureable through com.network.1.set()</p>			

---

### com.network.ntp\_servers

Read Permission	guest	Write Permission	admin
Default	NULL	Priority	-1
<p>(String) SNTP servers to be used to synchronize time (Reader uses simple network time protocol)</p> <p>Example:</p> <pre>com.network.ntp_servers ok 0.0.0.0 0.0.0.0</pre>			

---

### com.network.last\_ntp\_error

Read Permission	admin	Write Permission	none
Default	NULL	Priority	-1
<p>(Float) Returns the last determined error (in milliseconds) between the reader and the NTP server.</p> <p>Example:</p> <pre>com.network.last_ntp_error ok 1230</pre>			

---

### com.network.ntp\_sync\_period

Read Permission	admin	Write Permission	admin
Default	NULL	Priority	-1
(Integer) Set the NTP sync period in seconds. Minimum value is 10 and maximum is 120.  Example: <pre>com.network.last_ntp_error ok 1230</pre>			

---

### com.serial.baudrate

Read Permission	guest	Write Permission	none
Default	NULL	Priority	-1
(Enum) Baudrate for serial communication. Read only. Set with com.serial.set(). Possible values: '1200', '2400', '4800', '9600', '19200', '38400', '57600', '115200'			

---

### com.serial.databits

Read Permission	guest	Write Permission	none
Default	NULL	Priority	-1
(Enum) Databits for serial communication. Read only. Set with com.serial.set(). Possible values: '7', '8'			

---

### com.serial.echo

Read Permission	guest	Write Permission	none
Default	NULL	Priority	-1
(Boolean) Echo for serial communication. Read only. Always 'false'. Serial communications does not support echo.			

---

### com.serial.parity

Read Permission	guest	Write Permission	none
Default	NULL	Priority	-1
(Enum) Parity for serial communication. Read only. Set with com.serial.set(). Possible values: 'none', 'even', 'odd'			

---

### com.serial.rawmode

Read Permission	guest	Write Permission	none
Default	NULL	Priority	-1
(Boolean) Mode for serial communication. Read only. Always 'true'. Serial port does not support shell features.			

---

### com.serial.settings

Read Permission	guest	Write Permission	none
Default	NULL	Priority	-1
(String) A list of the settings for all com.serial values.  Example: <pre>com.serial.settings ok baudrate = 115200 databits = 8 stopbits = 1 parity = 1 local echo = 0 raw mode = 1</pre>			

---

### com.serial.stopbits

Read Permission	guest	Write Permission	none
Default	NULL	Priority	-1
(Enum) Stopbits for serial communication. Read only. Set with com.serial.set(). Possible values: '0', '1'			

---

### com.network.hostname

Read Permission	guest	Write Permission	admin
Default	NULL	Priority	-1
(String) Hostname of the reader.  Example: <pre>com.network.hostname ok reader01234</pre>			

---

### com.network.syslog.remote.1.ip\_address

Read Permission	guest	Write Permission	admin
Default	NULL	Priority	-1
<p>(String) IP address of remote syslog file server. Log messages will get sent to this IP address via syslog ports.</p> <p>Example: com.network.syslog.remote.1.ip_address ok 10.172.1.195</p>			

---

### com.network.syslog.remote.1.log\_level

Read Permission	guest	Write Permission	admin
Default	NULL	Priority	-1
<p>(Enum) Maximum level to send to remote syslog server. Anything of less severe level will not get sent. Possible values: 'Emergency', 'Alert', 'Critical', 'Error', 'Warning', 'Notice', 'Info', 'Debug'</p> <p>Example: com.network.syslog.remote.1.log_level ok Info</p>			

---

### com.network.syslog.remote.1.port

Read Permission	guest	Write Permission	admin
Default	NULL	Priority	-1
<p>(String) Port of remote syslog file server. Log messages will get sent to this port via syslog ports.</p> <p>Example: com.network.syslog.remote.1.port ok 514</p>			

---

### com.modem.mcu\_time\_sync\_period

Read Permission	admin	Write Permission	admin
Default	60000	Priority	5
<p>(Integer) Determines how often to synchronize the times between the MCU and the DSP. Its in milliseconds. A value of 0 disables it. The minimum value is 1000 milliseconds.</p>			

## c. Diag

### Function List Table

diag.netstat	diag.clear_error_status
diag.clear_radio_error_status	diag.port_return_loss

### Variable List Table

diag.ata_filter	diag.error_status
diag.radio_error_status	diag.log_llrp
diag.print_to_serial	diag.cpu_temp
diag.sockets_info	diag.error_handler.period
diag.temp_check_period	

---

#### diag.netstat()

Permission	admin	Min parameters	0	Max parameters	0
Display network diagnostic information.					

---

#### diag.clear\_error\_status()

Permission	admin	Min parameters	0	Max parameters	0
Returns diag.error_status to the 'none' state.					

---

#### diag.clear\_radio\_error\_status()

Permission	admin	Min parameters	0	Max parameters	0
Returns diag.radio_error_status to the 'none' state.					

---

#### diag.port\_return\_loss()

Permission	admin	Min parameters	0	Max parameters	0
Display antenna port return loss information for diagnostic purposes.					

---

#### diag.ata\_filter

Read Permission	admin	Write Permission	admin
Default	NULL	Priority	-1
(Bool) Enable or disable ATA tag filter.			

---

### diag.error\_status

Read Permission	admin	Write Permission	none
Default	NULL	Priority	-1
(Enum) Displays error status Possible values are 'critical', 'error', 'warning', or 'none'  Check reader.view_logs() to obtain additional information if 'none' is not returned.			

---

### diag.radio\_error\_status

Read Permission	admin	Write Permission	none
Default	NULL	Priority	-1
(Enum) Displays radio error status Possible values are: 'none', 'VSWR shutdown', 'Temp shutdown', 'Internal Port shutdown', 'Error shutdown', 'Regulatory shutdown'  Check reader.view_logs() to obtain additional information if 'none' is not returned.			

---

### diag.log\_llrp

Read Permission	admin	Write Permission	admin
Default	NULL	Priority	-1
(Boolean) Log upstream LLRP cmd/resp packets (Do NOT set this without help from tech support).			

---

### diag.print\_to\_serial

Read Permission	admin	Write Permission	admin
Default	NULL	Priority	-1
(Boolean) Prints syslog and diagnostic information on the RS232 port (default is off).			

---

### diag.cpu\_temp

Read Permission	admin	Write Permission	none
Default	NULL	Priority	-1
(double) Displays the CPU internal temperature.			

---

**diag.sockets\_info**

Read Permission	none	Write Permission	none
Default	NULL	Priority	-1
(String) Displays socket info. max total blocks (sockets), max used at any time, current total sockets, current sockets available.			

---

**diag.error\_handler.period**

Read Permission	admin	Write Permission	admin
Default	60	Priority	-2
This variable is ignored. Only a placeholder for backward compatibility			

---

**diag.temp\_check\_period**

Read Permission	admin	Write Permission	admin
Default	0	Priority	5
(Integer) If greater than 0, reader will log the temperature every diag.temp_check_period minutes. The log will appear in the DEBUG logs.			

## d. DIO

**Variable List Table**

dio.in.debounce	dio.num_inputs
dio.num_outputs	dio.in.d
dio.out.d	dio.trigger_high.d
dio.trigger_low.d	

---

**dio.in.debounce**

Read Permission	admin	Write Permission	admin
Default	1000	Priority	5
(Integer) DIO debounce time in microseconds			

---

**dio.num\_inputs**

Read Permission	admin	Write Permission	none
Default	NULL	Priority	-1
(Integer) Number of dio input pins on the reader.			

---

**dio.num\_outputs**

Read Permission	admin	Write Permission	none
Default	NULL	Priority	-1
(Integer) Number of dio output pins on the reader.			

---

**dio.in.d**

Read Permission	admin	Write Permission	none
Default	NULL	Priority	-1
(Integer) Digital input pin value (0 or 1)			

---

**dio.out.d**

Read Permission	admin	Write Permission	admin
Default	NULL	Priority	-1
(Integer) Get or set digital output pin value (0 or 1)			

---

**dio.trigger\_high.d**

Read Permission	admin	Write Permission	admin
Default	none	Priority	5
(Enum) Mode of operation when digital input goes from low to high Possible values: 'none', 'active_mode', 'standby_mode'			

---

**dio.trigger\_low.d**

Read Permission	admin	Write Permission	admin
Default	none	Priority	5
(Enum) Mode of operation when digital input goes from high to low Possible values: 'none', 'active_mode', 'standby_mode'			

## e. Info

### Variable List Table

info.model	info.serial_number
info.dsp_serial_number	info.time
info.name	info.time_reporting
info.time_zone	info.time_zone_offset

---

#### info.model

Read Permission	guest	Write Permission	none
Default	NULL	Priority	-1
(String) Reader model.			

---

#### info.serial\_number

Read Permission	admin	Write Permission	none
Default	NULL	Priority	-1
(String) Reader serial number.			
Example: info.serial_number ok READER_1234567890A			

---

#### info.dsp\_serial\_number

Read Permission	admin	Write Permission	none
Default	NULL	Priority	-1
(String) DSP Processor serial number.			
Example: info.dsp_serial_number ok 22189D8B1384E0E800007A89EA25AA97			

---

#### info.time

Read Permission	admin	Write Permission	admin
Default	NULL	Priority	-1
(String) Current reader time.			
Example: info.time=2017-01-16T13:15:00 ok  info.time ok 2017-01-16T13:15:02.790			

---

**info.name**

Read Permission	guest	Write Permission	admin
Default	NULL	Priority	-1
(String) Reader name (same as com.network.hostname)			

---

**info.time\_reporting**

Read Permission	admin	Write Permission	admin
Default	NULL	Priority	-1
(String) Reports reader timezone (LOCAL or GMT)			

---

**info.time\_zone**

Read Permission	admin	Write Permission	admin
Default	GMT	Priority	-2
This variable is ignored. Only a placeholder for backward compatibility			

---

**info.time\_zone\_offset**

Read Permission	admin	Write Permission	admin
Default	NULL	Priority	-1
(String) Set/Get seader time zone offset. Values are specified from UTC.  For example, for Eastern Standard Time: info.time_zone_offset = UTC-05 ok  You can also specify in terms of minute offsets: info.time_zone_offset = UTC+05:30 ok			

## f. Modem

### Function List Table

modem.protocol.isoc.read	modem.protocol.isoc.write
modem.protocol.isob.read	modem.protocol.isoc.physical.set

### Variable List Table

modem.protocol.ps111.control.min_dwell_time	modem.protocol.iso10374.control.max_reads_per_dwell
modem.protocol.iso10374.control.min_dwell_time	modem.protocol.t21.control.frequency
modem.protocol.ps111.control.frequency	modem.protocol.isoc.filter.num_filters
modem.protocol.isoc.filter.f.action	modem.protocol.isoc.filter.f.enabled
modem.protocol.isoc.filter.f.length	modem.protocol.isoc.filter.f.mask
modem.protocol.isoc.filter.f.mem_bank	modem.protocol.isoc.filter.f.offset
modem.protocol.isoc.filter.f.session	modem.protocol.isoc.filtering.enabled
modem.protocol.isoc.filtering.use_session	modem.protocol.p.physical.sensitivity
modem.protocol.iso10374.control.report_tag_as_raw_hex	modem.protocol.isob.control.report_tag_as_6bitascii
modem.protocol.isob.control.6bitascii_addr	modem.protocol.isob_80k.control.report_tag_as_6bitascii
modem.protocol.isob_80k.control.6bitascii_addr	modem.protocol.ps111.control.duty_cycle_period
modem.protocol.passive.control.duty_cycle_period	modem.protocol.isoc.control.use_block_write
modem.protocol.isoc.control.auto_mac.enabled	modem.protocol.isoc.control.number_slots_q
modem.protocol.isoc.control.max_incr_slots_q	modem.protocol.isoc.control.inventory_both_targets
modem.protocol.isoc.control.query_sel	modem.protocol.isoc.control.query_session
modem.protocol.isoc.control.query_target	modem.protocol.isoc.control.session_id
modem.protocol.physical.valid_modes	modem.protocol.p.physical.valid_modes
modem.protocol.p.physical.mode	modem.protocol.p.physical.a.mode
modem.diag.current_temperature	modem.protocol.isob.filter.num_filters
modem.protocol.isob.filter.f.enabled	modem.protocol.isob.filter.f.mask
modem.protocol.isob.filter.f.address	modem.protocol.isob.filter.f.data
modem.protocol.isob.filter.f.opcode	modem.protocol.isoc.physical.pilot_tone
modem.protocol.isoc.control.user_data_offset	modem.protocol.isoc.control.user_data_length
modem.protocol.isoc.physical.sideband	modem.protocol.isob.control.user_data_addr
modem.protocol.isob.control.user_data_length	modem.protocol.isoc.control.tx_atten
modem.protocol.isob_80k.control.tx_atten	modem.protocol.ps111.control.tx_atten
modem.protocol.iso10374.control.tx_atten	modem.protocol.t21.control.tx_atten
modem.control.sync.period	modem.control.sync.mode
modem.protocol.ps111.control.write_occasion	modem.protocol.ps111.control.report_occasion

modem.protocol.ps111.control.new_tag_window	modem.protocol.t21.control.ack_tag
modem.protocol.t21.control.ack_with_noop	modem.protocol.isoc.control.read_retrievals
modem.protocol.isoc.control.select_flag_delay	modem.control.cognitive.auto_mux
modem.diag.mxfe_temp	modem.protocol.ps111.control.report_tag_as_raw

---

### modem.protocol.isoc.read()

Permission	admin	Min parameters	2	Max parameters	6
Read information from the first tag to respond in the field.					
Param 1: 'tag_id' ==> (Hex Array) Identifier of tag being operated upon (for ISOC, its the EPC) (e.g. 0x294315325E9DCB8F0871F7B3)					
Param 2: 'pwd' ==> (Hex Array) 32 bit password (for ISOC) of the tag (e.g. 0x12345678)					
Param 3: 'mem_bank' ==> (Enum) '0' (reserved), '1' (epc), '2' (tid), or '3' (user memory)					
Param 4: 'word_ptr' ==> (Integer) Address of read operation on tag (needs to be 16 bit aligned)					
Param 5: 'word_count' ==> (Integer) Number of words for read operation (words are 16 bits).					
Param 6: 'antenna' ==> (Integer) Antenna port to work with (e.g. '1', '2', ...)					
Note: This will go through all antennas and ISOC protocol and respond with the first tag seen (or will timeout)					
Example:					
modem.protocol.isoc.read(mem_bank=1, word_ptr=2, word_count=1, antenna=2)					
ok data = 0x1234					

---

**modem.protocol.isoc.write()**

Permission	admin	Min parameters	3	Max parameters	6
Write information to the to the tag specified by 'tag_id'.					
Param 1: 'tag_id' ==> (Hex Array) Identifier of tag being operated upon (for ISOC, its the EPC) (e.g. 0x294315325E9DCB8F0871F7B3)					
Param 2: 'pwd' ==> (Hex Array) Current access password of targeted tag.					
Param 3: 'mem_bank' ==> (Enum) '0' (reserved), '1' (epc), '2' (tid), or '3' (user memory)					
Param 4: 'word_ptr' ==> (Integer) Address of read operation on tag (needs to be 16 bit aligned)					
Param 5: 'data' ==> (Hex Array) Data to be written to word_ptr address. Must be 16 bit aligned in hex.					
Param 6: 'antenna' ==> (Integer) Antenna port to work with (e.g. '1', '2', ...)					
Example: modem.protocol.isoc.write(tag_id=0x1234, mem_bank=1, word_ptr=2, data=0x1234, antenna=2) ok					

---

**modem.protocol.isob.read()**

Permission	admin	Min parameters	2	Max parameters	4
Read block_count blocks of 8 bytes of data at address from the chosen tag (if in field). 'tag_id' and 'address' are required. If 'antenna' is not specified, the read will attempt to read the tag on all connected ports in the antennas.mux_sequence.					
Param 1: 'tag_id' ==> (Hex Array) Identifier of tag being operated upon . This must be exactly 64 bits. (for ISOB, its the unique 64 bit ID) (e.g. 0x5E9DCB8F0871F7B3)					
Param 2: 'address' ==> (Integer) The address in memory to start reading 8 bytes.					
Param 3: 'block_count' ==> (Integer) The number of 8 byte blocks to read (max of 31 blocks at a time)					
Param 4: 'antenna' ==> (Integer) Antenna port to work with (e.g. '1', '2', ...)					
Example: modem.protocol.isob.read(tag_id=0x0123456789abcdef, address=0) ok data = 0x0123456789abcdef					

---

**modem.protocol.isoc.physical.set()**

Permission	admin	Min parameters	2	Max parameters	7
Not used. There for backward compatibility. Do not use.					

---

**modem.protocol.ps111.control.min\_dwell\_time**

Read Permission	admin	Write Permission	admin
Default	6	Priority	5
(int) ps111 min dwell time			

---

**modem.protocol.iso10374.control.max\_reads\_per\_dwell**

Read Permission	admin	Write Permission	admin
Default	2	Priority	5
(int) Iso10374 max reads per dwell			

---

**modem.protocol.iso10374.control.min\_dwell\_time**

Read Permission	admin	Write Permission	admin
Default	15	Priority	5
(int) Iso10374 min dwell time			

---

**modem.protocol.t21.control.frequency**

Read Permission	admin	Write Permission	admin
Default	911750	Priority	5
(Enum) Frequency to use when scanning for T21 tags. Possible values: 911750 - 919750			

---

**modem.protocol.ps111.control.frequency**

Read Permission	admin	Write Permission	admin
Default	913750	Priority	5
(Enum) Frequency to use when scanning for PS111 tags. Possible values: '913750', '916250'			

---

**modem.protocol.isoc.filter.num\_filters**

Read Permission	admin	Write Permission	none
Default	NULL	Priority	-1
(Integer) Returns the number of tag filters in the modem.protocol.isoc.filter.f.* space. The 'f' value will start at 1 and go to num_filters. (see other modem.protocol.isoc.filter.f.* variables)			

---

**modem.protocol.isoc.filter.f.action**

Read Permission	admin	Write Permission	admin
Default	ASSERT_DEASSERT	Priority	5
(Enum) Action tag takes based on filter match (see other modem.protocol.isoc.filter.f variables). Possible values: 'assert_deassert', 'assert_nothing', 'nothing_deassert', 'negate_nothing', 'deassert_assert', 'deassert_nothing', 'nothing_assert', 'nothing_negate'			

---

**modem.protocol.isoc.filter.f.enabled**

Read Permission	admin	Write Permission	admin
Default	false	Priority	4
(Boolean) Enables the ISOC mask filter. (see other modem.protocol.isoc.filter.f variables)			

---

**modem.protocol.isoc.filter.f.length**

Read Permission	admin	Write Permission	admin
Default	16	Priority	5
(Integer) Bit length of the ISOC mask filter (0 to 255). Corresponds to LLRP's C1G2TagInventoryMask Parameters 'TagMask' length.			

---

**modem.protocol.isoc.filter.f.mask**

Read Permission	admin	Write Permission	admin
Default	0x0000	Priority	5
(Hex Array) Bit mask for the ISOC mask filter. Corresponds to LLRP's C1G2TagInventoryMask Parameters 'TagMask' value (must match the modem.protocol.isoc.filter.f.length value).			

---

**modem.protocol.isoc.filter.f.mem\_bank**

Read Permission	admin	Write Permission	admin
Default	NOT_USED	Priority	5
(Enum) Memory bank used for the ISOC mask filter. Possible values: 'membank_epc', 'membank_tid', 'membank_user', 'not_used' Corresponds to LLRP's C1G2TagInventoryMask Parameters 'MB' value (1-3)			

---

**modem.protocol.isoc.filter.f.offset**

Read Permission	admin	Write Permission	admin
Default	0	Priority	5
(Integer) Bit offset for the ISOC mask filter. Corresponds to LLRP's C1G2TagInventoryMask Parameters 'Pointer' value.			

---

**modem.protocol.isoc.filter.f.session**

Read Permission	admin	Write Permission	admin
Default	NOT_USED	Priority	5
(Enum) ISOC session to use for tag communication when using the filters. Possible values: 'S0', 'S1', 'S2', 'S3', 'SL', 'not_used' Corresponds to LLRP's C1G2TagInventoryStateAwareFilterAction Parameters 'Target' value 'SL' is used by default if this filter is enabled and all session variables point to a 'not_used' value.			

---

**modem.protocol.isoc.filtering.enabled**

Read Permission	admin	Write Permission	admin
Default	false	Priority	3
(Boolean) Enables all ISOC mask filters. This enables (or disables) all of the modem.protocol.isoc.filter.f mechanisms.			

---

**modem.protocol.isoc.filtering.use\_session**

Read Permission	admin	Write Permission	admin
Default	false	Priority	5
(Boolean) Target the tag session inventoried flag for ISOC filter. If 'true', use the modem.protocol.isoc.control.session_id in the filters. If 'false', use the value in each filter variable (use 'SL' if not otherwise configured) Corresponds to LLRP's C1G2TagInventoryStateAwareFilterAction Parameters 'Target' value			

---

**modem.protocol.p.physical.sensitivity**

Read Permission	admin	Write Permission	none
Default		Priority	5
(Integer) Set protocol sensitivity . (only supported for ISOC and IS010374 protocols) 'p' is one of the readers valid protocols (see setup.valid_protocols)			

---

**modem.protocol.iso10374.control.report\_tag\_as\_raw\_hex**

<a href="#">Read Permission</a>	admin	<a href="#">Write Permission</a>	admin
<a href="#">Default</a>	false	<a href="#">Priority</a>	5
(Boolean) If false, convert 128 bit ISO10374 tag data into 6 bit ascii format and display, hex data otherwise. (in tag reports)			

---

**modem.protocol.isob.control.report\_tag\_as\_6bitascii**

<a href="#">Read Permission</a>	admin	<a href="#">Write Permission</a>	admin
<a href="#">Default</a>	false	<a href="#">Priority</a>	5
(Boolean) If true, convert 128 bit ISOB tag data into 6 bit ascii format and display (in tag reports)			

---

**modem.protocol.isob.control.6bitascii\_addr**

<a href="#">Read Permission</a>	admin	<a href="#">Write Permission</a>	admin
<a href="#">Default</a>	0x70	<a href="#">Priority</a>	5
(Integer) User data offset for 128 bits of data to convert to 6 bit ascii if modem.protocol.isob.control.report_tag_as_6bitascii set to true.			

---

**modem.protocol.isob\_80k.control.report\_tag\_as\_6bitascii**

<a href="#">Read Permission</a>	admin	<a href="#">Write Permission</a>	admin
<a href="#">Default</a>	false	<a href="#">Priority</a>	5
(Boolean) If true, convert 128 bit ISOB_80K tag data into 6 bit ascii format and display (in tag reports)			

---

**modem.protocol.isob\_80k.control.6bitascii\_addr**

<a href="#">Read Permission</a>	admin	<a href="#">Write Permission</a>	admin
<a href="#">Default</a>	0x70	<a href="#">Priority</a>	5
(Integer) User data offset for 128 bits of data to convert to 6 bit ascii if modem.protocol.isob_80k.control.report_tag_as_6bitascii set to true.			

---

**modem.protocol.ps111.control.duty\_cycle\_period**

Read Permission	admin	Write Permission	admin
Default	0	Priority	5
<p>(Integer) If 0, duty cycle is disabled. If non-zero, use this period (in ms) when PS111 is enabled. From 0 to 10000. This is implemented with an LLRP ROSpecStartTrigger thats periodic. With an offset and period equal to this variable. The reader will scans all the ports for PS111 at a period equal to this variable.</p>			

---

**modem.protocol.passive.control.duty\_cycle\_period**

Read Permission	admin	Write Permission	admin
Default	0	Priority	5
<p>(Integer) If 0, duty cycle is disabled. If non-zero, use this period for all passive protocols. From 0 to 10000. This is implemented with an LLRP ROSpecStartTrigger thats periodic. With an offset and period equal to this variable. The reader will scans all the ports for passive protocols at a period equal to this variable.</p>			

---

**modem.protocol.isoc.control.use\_block\_write**

Read Permission	admin	Write Permission	admin
Default	false	Priority	5
<p>(Boolean) Use block write capability. Corresponds to using the C1G2BlockWrite OpSpec when writing to tags (if supported by the tag).</p>			

---

**modem.protocol.isoc.control.auto\_mac.enable**

Read Permission	admin	Write Permission	admin
Default	true	Priority	5
<p>(Boolean) Enable or disable auto mac layer. It is recommended that this value remains 'true' unless directed to change it.</p>			

---

**modem.protocol.isoc.control.number\_slots\_q**

Read Permission	admin	Write Permission	admin
Default	4	Priority	5
<p>(Integer) Initial number slots to set q to.</p>			

---

**modem.protocol.isoc.control.max\_incr\_slots\_q**

Read Permission	admin	Write Permission	admin
Default	15	Priority	5
(Integer) Max value increment for q (from number_slots_q).			

---

**modem.protocol.isoc.control.inventory\_both\_targets**

Read Permission	admin	Write Permission	admin
Default	false	Priority	5
(Boolean) Inventory both targets.			

---

**modem.protocol.isoc.control.query\_sel**

Read Permission	admin	Write Permission	admin
Default	0	Priority	5
(Integer) Query Select.			

---

**modem.protocol.isoc.control.query\_session**

Read Permission	admin	Write Permission	admin
Default	0	Priority	5
(Integer) Query Session.			

---

**modem.protocol.isoc.control.query\_target**

Read Permission	admin	Write Permission	admin
Default	TGT_A	Priority	5
(Enum) Query Target. Possible values: 'TGT_A' or 'TGT_B'			

---

**modem.protocol.isoc.control.session\_id**

Read Permission	admin	Write Permission	admin
Default	SESSION_1	Priority	5
(Enum) Session ID to use in ISOC modes. Possible values: 'session_0', 'session_1', 'session_2', 'session_3'			

---

### modem.protocol.physical.valid\_modes

Read Permission	admin	Write Permission	none
Default	NULL	Priority	-1

(Enum) List of ALL valid RF modes for all protocols.

---

### modem.protocol.p.physical.valid\_modes

Read Permission	admin	Write Permission	none
Default	NULL	Priority	-1

(Enum) List of valid RF modes for protocol 'p'.  
 'p' is one of the readers valid protocols (see setup.valid\_protocols)  
 The return value is protocol specific.

---

### modem.protocol.p.physical.mode

Read Permission	admin	Write Permission	admin
Default		Priority	5

(Enum) Active RF mode for protocol p.  
 'p' is one of the readers valid protocols (see setup.valid\_protocols)  
 Please see modem.protocol.p.physical.valid\_modes for accepted values  
 (protocol dependent)

Will return ANTENNA\_SPECIFIC if any of the  
 modem.protocol.p.physical.a.mode value is set different from this value.

After setting this value, all modem.protocol.p.physical.a.mode values  
 will get updated to this same value.

---

### modem.protocol.p.physical.a.mode

Read Permission	admin	Write Permission	admin
Default		Priority	5

(Enum) Active RF mode for protocol p on antenna a.  
 'p' is one of the readers valid protocols (see setup.valid\_protocols)  
 'a' is one of the readers valid antenna ports (1 to antennas.port\_count)

Please see modem.protocol.p.physical.valid\_modes for accepted values  
 (protocol dependent)

Setting modem.protocol.p.physical.mode changes this value.

---

**modem.diag.current\_temperature**

Read Permission	admin	Write Permission	none
Default	NULL	Priority	-1
(Integer) Displays current modem temperature (in celsius)  Example: modem.diag.current_temperature ok 40			

---

**modem.protocol.isob.filter.num\_filters**

Read Permission	admin	Write Permission	none
Default	NULL	Priority	-1
(Integer) Returns the number of tag filters in the modem.protocol.isob.filter.f.* space.  The 'f' value will start at 1 and go to num_filters. (see other modem.protocol.isob.filter.f.* variables)			

---

**modem.protocol.isob.filter.f.enabled**

Read Permission	admin	Write Permission	admin
Default	false	Priority	4
(Boolean) Enables the ISOB group select filter. (see other modem.protocol.isob.filter.f variables)			

---

**modem.protocol.isob.filter.f.mask**

Read Permission	admin	Write Permission	admin
Default	0x00	Priority	5
(Hex Array) Byte mask for the ISOB group select filter (exactly one byte). For every bit in this field that is set, the corresponding byte in the data field will be compared with the corresponding data on the tag (starting at address) during the group select.			

---

**modem.protocol.isob.filter.f.address**

Read Permission	admin	Write Permission	admin
Default	0x00	Priority	5
(Hex Array) Address for the ISOB group select filter (exactly one byte). The location, on the tag, to do the comparison (of possibly 8 bytes), with the data in the filter.			

---

**modem.protocol.isob.filter.f.data**

Read Permission	admin	Write Permission	admin
Default	0x0000000000000000 00	Priority	5
(Hex Array) Data for the ISOB group select filter (exactly 8 bytes). The value in this field will be compared with the value on the tag (if the corresponding bit in the Byte mask is set) for the group select.			

---

**modem.protocol.isob.filter.f.opcode**

Read Permission	admin	Write Permission	admin
Default	SELECT_EQ	Priority	5
(Enum) The group select command to use for this filter. Possible values: SELECT_EQ, SELECT_NE, SELECT_GT, SELECT_LT, UNSELECT_EQ, UNSELECT_NE, UNSELECT_GT, UNSELECT_LT,			

---

**modem.protocol.isoc.physical.pilot\_tone**

Read Permission	admin	Write Permission	admin
Default	false	Priority	5
(Boolean) If 'false', the use of the pilot_tone(TREXT) will be automatically determined by the reader. If 'true', the pilot tone will be always be used for a higher sensitivity reader.			

---

**modem.protocol.isoc.control.user\_data\_offset**

Read Permission	admin	Write Permission	admin
Default	0	Priority	5
(Integer) User data offset for tag reports or tag.read_user_data.			

---

**modem.protocol.isoc.control.user\_data\_length**

Read Permission	admin	Write Permission	admin
Default	0	Priority	5
(Integer) User data length for tag reports or tag.read_user_data.			

---

**modem.protocol.isoc.physical.sideband**

Read Permission	admin	Write Permission	admin
Default	upper	Priority	5
(Enum) Sideband selected. Possible values: 'upper', 'lower', 'double' If the high speed license has not been purchased, this variable will always be double and cannot be changed.			

---

**modem.protocol.isob.control.user\_data\_addr**

Read Permission	admin	Write Permission	admin
Default	24	Priority	5
(Integer) User data address for tag reports or tag.read_user_data.			

---

**modem.protocol.isob.control.user\_data\_length**

Read Permission	admin	Write Permission	admin
Default	4	Priority	5
(Integer) User data length for tag reports or tag.read_user_data.			

---

**modem.protocol.isoc.control.tx\_atten**

Read Permission	admin	Write Permission	admin
Default	0	Priority	-2
This variable is ignored. Only a placeholder for backward compatibility			

---

**modem.protocol.isob\_80k.control.tx\_atten**

Read Permission	admin	Write Permission	admin
Default	0	Priority	-2
This variable is ignored. Only a placeholder for backward compatibility			

---

**modem.protocol.ps111.control.tx\_atten**

Read Permission	admin	Write Permission	admin
Default	0	Priority	-2
This variable is ignored. Only a placeholder for backward compatibility			

---

**modem.protocol.iso10374.control.tx\_atten**

Read Permission	admin	Write Permission	admin
Default	0	Priority	-2
This variable is ignored. Only a placeholder for backward compatibility			

---

**modem.protocol.t21.control.tx\_atten**

Read Permission	admin	Write Permission	admin
Default	0	Priority	-2
This variable is ignored. Only a placeholder for backward compatibility			

---

**modem.control.sync.period**

Read Permission	admin	Write Permission	admin
Default	50000	Priority	-2
This variable is ignored. Only a placeholder for backward compatibility			

---

**modem.control.sync.mode**

Read Permission	admin	Write Permission	admin
Default	OFF	Priority	-2
This variable is ignored. Only a placeholder for backward compatibility			

---

**modem.protocol.ps111.control.write\_occasion**

Read Permission	admin	Write Permission	admin
Default	NEVER	Priority	-2
This variable is ignored. Only a placeholder for backward compatibility			

---

**modem.protocol.ps111.control.report\_occasion**

Read Permission	admin	Write Permission	admin
Default	ALWAYS	Priority	-2
This variable is ignored. Only a placeholder for backward compatibility			

---

**modem.protocol.ps111.control.new\_tag\_window**

Read Permission	admin	Write Permission	admin
Default	60	Priority	-2
This variable is ignored. Only a placeholder for backward compatibility			

---

**modem.protocol.t21.control.ack\_tag**

Read Permission	admin	Write Permission	admin
Default	1	Priority	-2
This variable is ignored. Only a placeholder for backward compatibility			

---

**modem.protocol.t21.control.ack\_with\_noop**

Read Permission	admin	Write Permission	admin
Default	false	Priority	-2
This variable is ignored. Only a placeholder for backward compatibility			

---

**modem.protocol.isoc.control.read\_retries**

Read Permission	admin	Write Permission	admin
Default	1	Priority	5
(Integer) Read retries for ISOC read commands as well as report fields the require read commands when reader is in active mode..			

---

**modem.protocol.isoc.control.select\_flag\_delay**

Read Permission	admin	Write Permission	admin
Default	0	Priority	5
(Integer) If a tag has a delay more than the Gen 2 T4 time to set its falgs after performing a select command, put that requires delay here. The value is in microseconds. The max value is 2000 microseconds and the min is 0.			

---

**modem.control.cognitive.auto\_mux**

Read Permission	admin	Write Permission	admin
Default	0	Priority	5
(Integer) Used to enable cognitive radio.			

---

**modem.diag.mxfe\_temp**

Read Permission	admin	Write Permission	none
Default	NULL	Priority	-1
Returns value of the temp read from the MxFE			

---

**modem.protocol.ps111.control.report\_tag\_as\_raw**

Read Permission	admin	Write Permission	admin
Default	false	Priority	5
(Boolean) If false, the 24 bit PS111 serial number from the tags 256 bit data (bits 23 thru 46) will be used in the tag reports tag_id field. When false, the raw data can be obtained by registering for prot_data in the report fields. If true, reports all 256 bits in the tag_id field including the CRC.			

## g. Reader

### Function List Table

reader.flash_led	reader.is_alive
reader.login	reader.logout
reader.who_am_i	reader.set_pwd
reader.rollback_firmware	reader.check_status
reader.register_event	reader.events.register
reader.unregister_event	reader.events.unregister
reader.events.unregister_all	reader.reboot
reader.events.trigger	reader.events.list_registered
reader.bind	reader.events.bind
reader.events.query_bind	reader.profile.delete
reader.profile.list	reader.profile.load
reader.profile.reset_factory_default	reader.profile.save
reader.profile.show_running_config	reader.view_log
reader.dsp_reset	reader.clear_licenses
reader.clear_key_rings	reader.get_auth_token
reader.check_service	

### Variable List Table

reader.events.utc_precision	reader.events.rssi_precision
reader.dsp_is_initiated	reader.timestamp_all_events
reader.profile.active	reader.licenses
reader.events.buffer	reader.operations.o.start_trigger.mode
reader.operations.o.start_trigger.dio	reader.operations.o.start_trigger.level
reader.operations.o.start_trigger.period	reader.operations.o.start_trigger.offset
reader.operations.o.stop_trigger.mode	reader.operations.o.stop_trigger.dio
reader.operations.o.stop_trigger.level	reader.operations.o.stop_trigger.duration
reader.operations.o.protocols	reader.operations.o.mux_sequence
reader.operations.o.priority	reader.operations.num_operations
reader.description	

---

**reader.flash\_led()**

Permission	admin	Min parameters	0	Max parameters	0
Flashes the reader LEDs for a few seconds to aid in reader locationing.					

---

**reader.is\_alive()**

Permission	guest	Min parameters	0	Max parameters	0
Pings the reader to ensure its operational.					

---

**reader.login()**

Permission	guest	Min parameters	2	Max parameters	2
Performs reader login on current C2 cmd channel. Param 1: 'login' ==> (Enum) User to login ('guest', 'admin', 'support') Param 2: 'pwd' ==> (String) User password  Default password for 'admin' is 'admin' and for 'guest', its 'guest'.  Example: <pre>reader.login(login=admin, pwd=admin) ok</pre>					

---

**reader.logout()**

Permission	guest	Min parameters	0	Max parameters	0
Performs reader logout on current C2 cmd channel. Login goes back to setup.default_login_level.					

---

**reader.who\_am\_i()**

Permission	guest	Min parameters	0	Max parameters	0
Reports the current login level ('guest', 'admin', 'support')					

---

**reader.set\_pwd()**

Permission	guest	Min parameters	2	Max parameters	3
Changes reader password of specified user.					
Param 1: 'login' ==> (Enum) User to login ('guest', 'admin')					
Param 2: 'pwd' ==> (String) Current user password					
Param 3: 'new_pwd' ==> (String) New user password					
Example:					
reader.set_pwd(login=admin, pwd=password, new_pwd=new_password)					
ok					

---

**reader.rollback\_firmware()**

Permission	admin	Min parameters	0	Max parameters	0
Rolls back the reader firmware.					

---

**reader.check\_status()**

Permission	admin	Min parameters	0	Max parameters	0
This always returns the same information and is there for backward compatibility. Do not use on new systems.					

---

**reader.register\_event()**

Permission	admin	Min parameters	1	Max parameters	2
Please use reader.events.register() instead.					

---

## reader.events.register()

Permission	admin	Min parameters	1	Max parameters	2
<p>Registers for events on a specific C2 event channel. Must specify 'name'. If an event channel has not been bound (see reader.events.bind), the 'id' must also be specified.</p> <p>Param 1: 'id' ==&gt; (Integer) C2 event channel identifier.            Param 2: 'name' ==&gt; (String) Event mask to register for channel output.</p> <p>'name' is a wildcard mask. If any event matches the mask, it will be sent out that event channel. If you set 'name' to 'event.tag', then all events starting with 'event.tag' will come out the event channel. e.g., 'event.tag.arrive', 'event.tag.report', 'event.tag.depart', ....</p> <p>When connecting to an event channel via port 50008, the first output string you will see will be something like:            "event.connection id = 532"</p> <p>Where '532', is the event id used in this command. For example:            reader.events.register(id=532,name=event.tag.arrive)            ok</p>					

---

## reader.unregister\_event()

Permission	admin	Min parameters	1	Max parameters	2
Please use reader.events.unregister() instead.					

---

## reader.events.unregister()

Permission	admin	Min parameters	1	Max parameters	2
<p>Unregisters for events on a specific C2 event channel. Must specify 'name'. If an event channel has not been bound (see reader.events.bind), the 'id' must also be specified.</p> <p>Param 1: 'id' ==&gt; (Integer) C2 event channel identifier.            Param 2: 'name' ==&gt; (String) Event mask to unregister for channel output.</p> <p>For a list of currently registered for events, see            reader.events.list_registered()</p> <p>When connecting to an event channel via port 50008, the first output string you will see will be something like:            "event.connection id = 532"</p> <p>Where '532', is the event id used in this command. For example:            reader.events.unregister(id=532,name=event.tag.arrive)            ok</p>					

---

### reader.events.unregister\_all()

Permission	admin	Min parameters	1	Max parameters	1
<p>Unregisters for all events on a specific C2 event channel. If an event channel has not been bound (see reader.events.bind), the 'id' must be specified.</p> <p>Param 1: 'id' ==&gt; (Integer) C2 event channel identifier.</p> <p>For a list of currently registered for events, see reader.events.list_registered().</p> <p>When connecting to an event channel via port 50008, the first output string you will see will be something like: "event.connection id = 532"</p> <p>Where '532', is the event id used in this command. For example: reader.events.unregister_all(id=532) ok</p>					

---

### reader.reboot()

Permission	admin	Min parameters	0	Max parameters	0
Reboots the reader.					

---

### reader.events.trigger()

Permission	admin	Min parameters	1	Max parameters	1
<p>Distributes event to all event channels with an event mask that matches.</p> <p>Param 1: 'name' ==&gt; (String) Name of event to distribute</p> <p>Example: reader.events.trigger(event.tag.special 1234) ok</p>					

---

### reader.events.list\_registered()

Permission	admin	Min parameters	0	Max parameters	1
<p>Lists the events registered for one or all channel ids.</p> <p>Param 1: 'id' ==&gt; (Integer) C2 event channel identifier.</p>					

---

### reader.bind()

Permission	admin	Min parameters	1	Max parameters	1
Please use reader.events.bind() instead.					

---

### reader.events.bind()

Permission	admin	Min parameters	1	Max parameters	1
Sets the event channel for future calls to reader.events.register function that don't specify 'id'. Param 1: 'id' ==> (Integer) C2 event channel identifier.					
Example: reader.events.bind(id=512) ok					

---

### reader.events.query\_bind()

Permission	admin	Min parameters	0	Max parameters	0
Query the default event channel ID for the register and unregister event functions.					

---

### reader.profile.delete()

Permission	admin	Min parameters	1	Max parameters	1
Deletes the specified profile Param 1: 'name' ==> (String) Name of profile to delete.					

---

### reader.profile.list()

Permission	admin	Min parameters	0	Max parameters	0
Returns list of all saved profile names.					

---

### reader.profile.load()

Permission	admin	Min parameters	1	Max parameters	1
Loads specified reader profile Param 1: 'name' ==> (String) Name of profile to load.					

---

### reader.profile.reset\_factory\_default()

Permission	admin	Min parameters	0	Max parameters	0
Reset reader profile to the factory default.					

---

**reader.profile.save()**

Permission	admin	Min parameters	1	Max parameters	1
Saves current reader configuration to specified profile name. Param 1: 'name' ==> (String) Name of profile to save (can be "loaded" later)					

---

**reader.profile.show\_running\_config()**

Permission	admin	Min parameters	0	Max parameters	0
Shows the current running configuration parameters of the reader.					

---

**reader.view\_log()**

Permission	admin	Min parameters	0	Max parameters	2
View some or all of the logged messages stored on the reader. Param 1: 'max' ==> (Integer) View the last 'count' logs stored (defaults to 100). Param 2: 'level' ==> (Enum) Type of logs to display from system. All logs will be displayed for the level chosen and higher (i.e. warning logs include errors). ('error', 'warning', 'info', 'debug')					
Example: <pre>reader.view_log(max=20, level=info) ok</pre>					

---

**reader.dsp\_reset()**

Permission	admin	Min parameters	0	Max parameters	0
Resets the DSP processor.					

---

**reader.clear\_licenses()**

Permission	admin	Min parameters	0	Max parameters	0
Clears all of the active reader licenses. This will disable any functionality used that relates to the cleared licenses.					

---

**reader.clear\_key\_rings()**

Permission	admin	Min parameters	0	Max parameters	0
Clear all key rings from reader memory.					

---

**reader.get\_auth\_token()**

Permission	admin	Min parameters	0	Max parameters	0
Provides an authorization token for firmware update. Used automatically by the web page and by the GUI.					

---

**reader.check\_service()**

<a href="#">Permission</a>	admin	<a href="#">Min parameters</a>	1	<a href="#">Max parameters</a>	1
Not used. There for backward compatibility. Do not use.					

---

**reader.events.utc\_precision**

<a href="#">Read Permission</a>	guest	<a href="#">Write Permission</a>	admin
<a href="#">Default</a>	millisecond	<a href="#">Priority</a>	5
Set time precision in reader events to "MICROSECOND" or "MILLISECOND"			

---

**reader.events.rssi\_precision**

<a href="#">Read Permission</a>	guest	<a href="#">Write Permission</a>	admin
<a href="#">Default</a>	CB	<a href="#">Priority</a>	5
Set rssi precision to "CB" or "Q8". CB values are in centibel and Q8 values are 16 bits with 8 bits right of the decimal precision. Divide the Q8 number by 256 in floating point to get a high precision RSSI value in dB.			

---

**reader.dsp\_is\_inited**

<a href="#">Read Permission</a>	guest	<a href="#">Write Permission</a>	none
<a href="#">Default</a>	NULL	<a href="#">Priority</a>	-1
Returns true if the DSP on the reader has been initialized.			

---

**reader.timestamp\_all\_events**

<a href="#">Read Permission</a>	admin	<a href="#">Write Permission</a>	admin
<a href="#">Default</a>	False	<a href="#">Priority</a>	5
(Boolean) Timestamp all events. Add timestamp to outgoing events that are not already timestamped.			

---

### reader.profile.active

Read Permission	admin	Write Permission	none
Default	NULL	Priority	-1
(String) Returns the current active profile for the reader			

---

### reader.licenses

Read Permission	admin	Write Permission	none
Default	NULL	Priority	-1
(String) Gets the active reader licenses.			

---

### reader.events.buffer

Read Permission	admin	Write Permission	admin
Default	False	Priority	5
Not used. There for backward compatibility. Do not use.			

---

### reader.operations.o.start\_trigger.mode

Read Permission	admin	Write Permission	admin
Default	none	Priority	5
(Enum) Trigger mode to start reader operations. Values are 'none', 'immediate', 'operating_mode_only', 'dio_only', 'periodic_only', 'dio', 'periodic'.			
<pre> 'none'           : Default mode. Reader start operation disabled. 'immediate'      : Turn on reader operation immediately, the start_trigger    will go to 'none' after starting (and will continue                   executing). 'operating_mode_only' : Reader operation starts when setup.operating_mode is set to 'active' 'dio_only'       : DIO will cause the operation to execute.                   setup.operating_mode will have no effect on starting                   reader operation. 'periodic_only'  : The reader will immediately execute the periodic                   operation. setup.operating_mode will have no                   effect on starting this reader operation. 'dio'           : DIO will cause the operation to execute.                   setup.operating_mode set to 'active' will also                   cause this operation to execute. 'periodic'      : Periodic operation will execute when                   setup.operating_mode is set to 'active'.           </pre>			
Note: 'duration' of any operations comes from stop trigger.			

---

**reader.operations.o.start\_trigger.dio**

Read Permission	admin	Write Permission	admin
Default	1	Priority	5
(Integer) DIO number to use to start operation in dio modes.			

---

**reader.operations.o.start\_trigger.level**

Read Permission	admin	Write Permission	admin
Default	1	Priority	5
(Enum) DIO level to start operaton in dio modes (1 or 0)			

---

**reader.operations.o.start\_trigger.period**

Read Permission	admin	Write Permission	admin
Default	0	Priority	5
(Integer) Period of operation in ms (periodic modes).			

---

**reader.operations.o.start\_trigger.offset**

Read Permission	admin	Write Permission	admin
Default	0	Priority	5
(Integer) Offset of operation in ms (periodic modes).			

---

**reader.operations.o.stop\_trigger.mode**

Read Permission	admin	Write Permission	admin
Default	none	Priority	5
<p>(Enum) Trigger to stop reader operations. Values are 'none', 'immediate', 'operating_mode_only', 'dio_only', 'duration_only', 'dio', 'duration'.</p> <p>'none' : Default mode. Reader operation stop trigger disabled.</p> <p>'immediate' : Turn off reader operation immediately. The stop_trigger will go to 'none' after stopping.</p> <p>'operating_mode_only' : Reader operation stops when setup.operating_mode is set to 'standby'</p> <p>'dio_only' : DIO will cause the operation to stop. setup.operating_mode will have no effect on stopping reader operation.</p> <p>'duration_only' : The reader will stop the operation after a 'duration' setup.operating_mode will have no effect on this reader operation.</p> <p>'dio' : DIO will cause the operation to stop. setup.operating_mode set to 'standby' will also cause this operation to stop.</p> <p>'duration' : The reader will stop the operation after a 'duration' setup.operating_mode will also cause this operation to stop.</p> <p>Note: 'period' and 'offset' from start trigger.</p>			

---

**reader.operations.o.stop\_trigger.dio**

Read Permission	admin	Write Permission	admin
Default	1	Priority	5
(Integer) DIO number to use to stop operation in dio modes.			

---

**reader.operations.o.stop\_trigger.level**

Read Permission	admin	Write Permission	admin
Default	1	Priority	5
(Integer) DIO level to stop operation in dio modes (0 or 1)			

---

**reader.operations.o.stop\_trigger.duration**

Read Permission	admin	Write Permission	admin
Default	0	Priority	5
(Integer) Duration of operation in ms (duration and dio modes). In dio modes, this is a timeout if dio not received.			

---

**reader.operations.o.protocols**

Read Permission	admin	Write Permission	admin
Default	ISOC	Priority	5
(Enum Array) Operation protocols (see setup.protocols).			

---

**reader.operations.o.mux\_sequence**

Read Permission	admin	Write Permission	admin
Default	0	Priority	5
(Integer Array) Operation mux sequence (see antennas.mux_sequence).			

---

**reader.operations.o.priority**

Read Permission	admin	Write Permission	admin
Default	5	Priority	5
(Integer) Priority of reader operation. The higher the value, the higher the chance of the reader operation to preempt another reader operation.			

---

**reader.operations.num\_operations**

Read Permission	admin	Write Permission	none
Default	NULL	Priority	-1
(Integer) Number of operations in the reader.operations.* namespace.			

---

**reader.description**

Read Permission	admin	Write Permission	admin
Default	""	Priority	5
Reader description that can be used in the antenna events as a report field. (see tag.reporting.report_fields, tag.reporting.arrive_fields, ...)			

## h. Setup

### Variable List Table

setup.advanced.hop_early	setup.advanced.do_opspecs_once
setup.operating_mode	setup.advanced.preferred_frequencies
setup.advanced.valid_frequencies	setup.sub_region
setup.region	setup.valid_regions
setup.protocols	setup.install_type
setup.default_login_level	setup.event_notifications
setup.tag_volume	setup.valid_protocols
setup.heartbeat.ip_address	setup.heartbeat.port
setup.heartbeat.interval	

---

### setup.advanced.hop\_early

<b>Read Permission</b>	admin	<b>Write Permission</b>	admin
<b>Default</b>	0	<b>Priority</b>	0
<p>(Integer) Setting this value to 1 in fixed frequency regulatory regions that allow multiple 'setup.advanced.preferred_frequencies', will enable the reader to always try and transmit on the first specified frequency when it can. So, if the regulatory region requires a minimum off time of 100 ms, the reader will only be off the first channel for 100 ms and it will then hop early back to the first channel.</p> <p>If this value is set to 0, the reader will hop through all the frequencies in the 'setup.advanced.preferred_frequencies' list one at a time as required by the regulatory region.</p>			

---

### setup.advanced.do\_opspecs\_once

<b>Read Permission</b>	admin	<b>Write Permission</b>	admin
<b>Default</b>	true	<b>Priority</b>	5
<p>(Integer) Determines if we continue to perform tag operations repeatedly while its "in the field". If this value is true, after a tag arrives, each user data read, or tid read, or tag security operation happens once. A value of true will provide better performance if a tag only needs to have operations performed upon it once.</p> <p>A value of false will force each tag operations to be performed every time that tag is singulated. A tag is "in the field" from the time it arrives and before it departs. After a tag departs, it is no longer considered "in the field" and future arrivals will cause the operation to occur again.</p>			

---

### setup.operating\_mode

Read Permission	admin	Write Permission	admin
Default	standby	Priority	0
<p>(Enum) Configures reader operating mode. Possible values are 'standby' 'active', or "reader_operations".</p> <p>For "reader_operations", see the reader.operations.* namespace.</p> <p>Example: setup.operating_mode=standby ok</p>			

---

### setup.advanced.preferred\_frequencies

Read Permission	admin	Write Permission	admin
Default		Priority	5
<p>(Integer Array) Sets preferred frequencies to use in regions that allow fixed frequencies (see setup.advanced.valid_frequencies)</p> <p>Example: setup.advanced.preferred_frequencies=902750 ok</p>			

---

### setup.advanced.valid\_frequencies

Read Permission	admin	Write Permission	none
Default	NULL	Priority	-1
<p>(String) Gets hop table frequencies in FHSS regions and available fixed frequencies in fixed frequency regions.</p> <p>Fixed Example: setup.advanced.valid_frequencies ok Fixed: 902750 903250 910750 911250 911750 912250 912750 913250 913750 914250 914750 915250 915750 916250 916750 917250 917750 918250 918750 919250 919750 920250 920750 921250 927250</p> <p>Hopping Example setup.advanced.valid_frequencies ok Hopping: 902750 903250 903750 904250 904750 905250 905750 906250 906750 907250 907750 908250 908750 909250 909750 910250 910750 911250 911750 912250 912750 913250 913750 914250 914750 915250 915750 916250 916750 917250 917750 918250 918750 919250 919750 920250 920750 921250 921750 922250 922750 923250 923750 924250 924750 925250 925750 926250 926750 927250</p>			

---

### setup.sub\_region

Read Permission	admin	Write Permission	admin
Default	NULL	Priority	-1
This does nothing when you set it, and will return region otherwise. Its there for backward compatibility, do not use for new systems.			

---

### setup.region

Read Permission	admin	Write Permission	admin
Default	NULL	Priority	-1
<p>(Enum) Display and/or set the regions (see setup.valid_regions for settable regions) Possible values are enumerated in setup.valid_regions.</p> <p>Example for display: setup.region ok FCC_PART_15</p> <p>Example for setting: setup.region=FCC_PART_90 ok</p>			

---

### setup.valid\_regions

Read Permission	admin	Write Permission	none
Default	NULL	Priority	-1
<p>(String) Return the available regulatory regions.</p> <p>Example: setup.valid_regions ok FCC_PART_90 FCC_PART_15 ETSI_EN_302_208</p>			

---

### setup.protocols

Read Permission	admin	Write Permission	admin
Default	ISOC	Priority	5
<p>(Enum) Display or configure tag protocols used when reader is in 'active' mode (see setup.valid_protocols) Possible values are listed in setup.valid_protocols.</p> <p>Example for display: setup.protocols ok ISOC</p> <p>Example for setting: setup.protocols=ISOC ok</p>			

---

### setup.install\_type

Read Permission	admin	Write Permission	admin
Default		Priority	2
<p>(Enum) Sets install type. Possible values: ORT, PACS, PORTAL, SIM, SHELF, POS, CONVEYOR, EAS, PRINTER, HANDHELD, DESKTOP,</p> <p>Example for display: setup.install_type ok ORT</p> <p>Example for setting: setup.install_type=ORT ok</p>			

---

### setup.default\_login\_level

Read Permission	admin	Write Permission	admin
Default	NULL	Priority	-1
<p>(Enum) Sets the default login level for the reader. Possible values are 'admin' or 'guest'</p> <p>Setting this to 'admin' prevents the need to login and all admin commands will be available.</p> <p>Example for display: setup.default_login_level ok guest</p> <p>Example for setting: setup.default_login_level=admin ok</p>			

---

### setup.event\_notifications

Read Permission	admin	Write Permission	admin
Default	none	Priority	5
<p>(Enum Array) Event notifications to enable. Possible values: 'none', 'channel_transition'</p> <p>'none': No event notifications enabled 'channel_transition': Enable</p> <p>event.status.channel_transition notification.</p> <p>Example for display: setup.event_notifications ok none</p> <p>Example for setting: setup.event_notifications=channel_transition ok</p>			

---

### setup.tag\_volume

Read Permission	admin	Write Permission	admin
Default	1	Priority	5
(Enum) Configures tag volume for LLRP (goes to a default Q value of Gen2) Possible values: 1 1_4 4_8 8_16 16_32 32_64 64_128 128_256 256_512 512_1024 1024_2048			

---

### setup.valid\_protocols

Read Permission	admin	Write Permission	none
Default	NULL	Priority	-1
(String List of protocols valid for a reader (see setup.protocols).  Example: setup.valid_protocols ok ISOC ISOB			

---

### setup.heartbeat.ip\_address

Read Permission	admin	Write Permission	admin
Default	NULL	Priority	-1
IP address of remote host to send heartbeat messages.  Example: setup.heartbeat.ip_address ok 127.0.0.1			

---

### setup.heartbeat.port

Read Permission	admin	Write Permission	admin
Default	0	Priority	5
Port of remote host to send heartbeat messages.  Example: setup.heartbeat.port ok 8080			

## setup.heartbeat.interval

Read Permission	admin	Write Permission	admin
Default	0	Priority	5
Interval in seconds of heartbeat messages to remote host. 0 disables heartbeat messages. setup.heartbeat.ip_address must be set before heartbeat system can be enabled			
Example: setup.heartbeat.interval ok 30			

### i. Tag

#### Function List Table

tag.lock	tag.lock_access_pwd
tag.lock_id	tag.lock_kill_pwd
tag.lock_user_data	tag.read
tag.read_access_pwd	tag.read_id
tag.read_kill_pwd	tag.read_tid
tag.read_user_data	tag.unlock
tag.write	tag.write_access_pwd
tag.write_id	tag.write_kill_pwd
tag.write_user_data	tag.db.get
tag.db.set_acknowledged	tag.db.purge
tag.db.get_and_purge	tag.kill
tag.security.tag_type.pubkey.clear	

#### Variable List Table

tag.reporting.arrive_generation	tag.reporting.depart_time
tag.reporting.report_fields	tag.reporting.raw_arrive_fields
tag.reporting.arrive_fields	tag.reporting.depart_fields
tag.writeback.isoc.enable	tag.writeback.isoc.use_block_write
tag.writeback.isoc.basic.op.f.enable	tag.writeback.isoc.basic.op.f.action
tag.writeback.isoc.basic.op.f.offset	tag.writeback.isoc.basic.op.f.data
tag.writeback.isoc.basic.op.f.mask	tag.writeback.isoc.basic.op.f.value
tag.writeback.isoc.basic.filter_type	tag.writeback.isoc.basic.filter_mask
tag.writeback.isoc.basic.filter_value	tag.tagspec.num_tagspecs
tag.tagspec.f.enabled	tag.tagspec.f.match
tag.tagspec.f.tagmask	tag.tagspec.f.tagdata
tag.tagspec.f.mb	tag.tagspec.f.pointer
tag.tagspec.f.name	tag.authenticate.csi_00.tam_1.enable
tag.authenticate.csi_00.tam_1.key_id	tag.authenticate.csi_00.tam_2.enable
tag.authenticate.csi_00.tam_2.key_id	tag.authenticate.csi_00.tam_2.profile
tag.authenticate.csi_00.tam_2.offset	tag.authenticate.csi_00.tam_2.block_count
tag.authenticate.csi_00.tam_2.prot_mode	tag.security.tag_type.tt.label
tag.security.tag_type.tt.version	tag.security.password_authentication_enable
tag.security.tid_authentication_enable	tag.reporting.taglist_fields
tag.db.require_duplicate_acks	tag.db.enable
tag.db.next_audit_record	tag.db.acknowledge_timeout

tag.db.store_tags	tag.db.create_entry_on_arrival
tag.db.max_count	tag.writeback.ps111.use_dynamic_write_data
tag.writeback.ps111.write_type	tag.writeback.ps111.write_data.tc_agency_data
tag.writeback.ps111.write_data.tc_agency_id	tag.writeback.ps111.write_data.tc_date
tag.writeback.ps111.write_data.tc_future	tag.writeback.ps111.write_data.tc_lane_id
tag.writeback.ps111.write_data.tc_plaza_id	tag.writeback.ps111.write_data.tc_seq_num
tag.writeback.ps111.write_data.tc_time	tag.writeback.ps111.write_data.tc_vehicle_class
tag.writeback.ps111.write_data.tm_date	tag.writeback.ps111.write_data.tm_reader_id
tag.writeback.ps111.write_data.tm_time	tag.writeback.ps111.write_occasion
tag.reporting.authenticate_fields	tag.security.pwd_threshold
tag.security.tag_type.pubkey.label	

## tag.lock()

Permission	admin	Min parameters	1	Max parameters	5
Lock tag fields (first 3 parameters must be specified)					
Param 1: 'lock_fields'	==>	(String)	Any combination of 'k' (kill), 'a' (access), 'u' (user data), 'e' (epc), 't' (tid)		
Param 2: 'lock_type'	==>	(Enum)	'unsecured', 'perma_unsecured', 'secured', 'perma_secured'		
Param 3: 'tag_id'	==>	(Hex Array)	Identifier of tag being operated upon (for ISOC, its the EPC) (e.g. 0x294315325E9DCB8F0871F7B3)		
Param 4: 'pwd'	==>	(Hex Array)	32 bit password (for ISOC) of the tag (e.g. 0x12345678)		
Param 5: 'antenna'	==>	(Integer)	Antenna port to work with (e.g. '1', '2', ...)		
Note: Only ISOC supported.					
Example:					
tag.lock(tag_id=0x294315325E9DCB8F0871F7B3, lock_type=UNSECURED, lock_fields=ae)					
ok					

## tag.lock\_access\_pwd()

Permission	admin	Min parameters	1	Max parameters	4
Lock tag access password (first 2 parameters must be specified)					
Param 1: 'lock_type'		==>	(Enum)	'unsecured', 'perma_unsecured', 'secured', 'perma_secured'	
Param 2: 'tag_id'		==>	(Hex Array)	Identifier of tag being operated upon (for ISOC, its the EPC) (e.g. 0x294315325E9DCB8F0871F7B3)	
Param 3: 'pwd'		==>	(Hex Array)	32 bit password (for ISOC) of the tag (e.g. 0x12345678)	
Param 4: 'antenna'		==>	(Integer)	Antenna port to work with (e.g. '1', '2', ...)	
Note: Only ISOC supported.					
Note: Identical to tag.lock() with lock_fields set to 'a'					
Example:					
tag.lock_access_pwd(tag_id=0x294315325E9DCB8F0871F7B3, lock_type=UNSECURED)					
ok					

## tag.lock\_id()

Permission	admin	Min parameters	1	Max parameters	4
Lock tag id (epc) (first 2 parameters must be specified)					
Param 1: 'lock_type'		==>	(Enum)	'unsecured', 'perma_unsecured', 'secured', 'perma_secured'	
Param 2: 'tag_id'		==>	(Hex Array)	Identifier of tag being operated upon (for ISOC, its the EPC) (e.g. 0x294315325E9DCB8F0871F7B3)	
Param 3: 'pwd'		==>	(Hex Array)	32 bit password (for ISOC) of the tag (e.g. 0x12345678)	
Param 4: 'antenna'		==>	(Integer)	Antenna port to work with (e.g. '1', '2', ...)	
Note: Only ISOC supported.					
Note: Identical to tag.lock() with lock_fields set to 'e'					
Example:					
tag.lock_id(tag_id=0x294315325E9DCB8F0871F7B3, lock_type=UNSECURED)					
ok					

## tag.lock\_kill\_pwd()

Permission	admin	Min parameters	1	Max parameters	4
Lock tag kill pwd (epc) (first 2 parameters must be specified)					
Param 1: 'lock_type'		==>	(Enum)	'unsecured', 'perma_unsecured', 'secured', 'perma_secured'	
Param 2: 'tag_id'		==>	(Hex Array)	Identifier of tag being operated upon (for ISOC, its the EPC) (e.g. 0x294315325E9DCB8F0871F7B3)	
Param 3: 'pwd'		==>	(Hex Array)	32 bit password (for ISOC) of the tag (e.g. 0x12345678)	
Param 4: 'antenna'		==>	(Integer)	Antenna port to work with (e.g. '1', '2', ...)	
Note: Only ISOC supported.					
Note: Identical to tag.lock() with lock_fields set to 'k'					
Example:					
tag.lock_kill_pwd(tag_id=0x294315325E9DCB8F0871F7B3, lock_type=UNSECURED)					
ok					

## tag.lock\_user\_data()

Permission	admin	Min parameters	1	Max parameters	4
Lock tag user data (epc) (first 2 parameters must be specified)					
Param 1: 'lock_type'		==>	(Enum)	'unsecured', 'perma_unsecured', 'secured', 'perma_secured'	
Param 2: 'tag_id'		==>	(Hex Array)	Identifier of tag being operated upon (for ISOC, its the EPC) (e.g. 0x294315325E9DCB8F0871F7B3)	
Param 3: 'pwd'		==>	(Hex Array)	32 bit password (for ISOC) of the tag (e.g. 0x12345678)	
Param 4: 'antenna'		==>	(Integer)	Antenna port to work with (e.g. '1', '2', ...)	
Note: Only ISOC supported.					
Note: Identical to tag.lock() with lock_fields set to 'u'					
Example:					
tag.lock_user_data(tag_id=0x294315325E9DCB8F0871F7B3, lock_type=UNSECURED)					
ok					

## tag.read()

Permission	admin	Min parameters	1	Max parameters	4
Read information from the first tag to respond in the field.					
Param 1: 'report'		==> (Enum Array)	'kill_pwd', 'access_pwd', 'tag_id', 'tid', 'user_data'		
Param 2: 'tag_id'		==> (Hex Array)	Identifier of tag being operated upon (for ISOC, its the EPC) (e.g. 0x294315325E9DCB8F0871F7B3)		
Param 3: 'pwd'		==> (Hex Array)	32 bit password (for ISOC) of the tag (e.g. 0x12345678)		
Param 4: 'antenna'		==> (Integer)	Antenna port to work with (e.g. '1', '2', ...)		
Note: This will go through all antennas and all protocols (see setup.protocols) and respond with the first tag seen (or will timeout)					
Example:					
tag.read(report=tag_id tid, antenna=1)					
ok tag_id=0xB27AE47FD851275A7D01, tid=0xE2806810200000016011A040					

## tag.read\_access\_pwd()

Permission	admin	Min parameters	0	Max parameters	3
Read access password from the first tag to respond in the field.					
Param 1: 'tag_id'		==> (Hex Array)	Identifier of tag being operated upon (for ISOC, its the EPC) (e.g. 0x294315325E9DCB8F0871F7B3)		
Param 2: 'pwd'		==> (Hex Array)	32 bit password (for ISOC) of the tag (e.g. 0x12345678)		
Param 3: 'antenna'		==> (Integer)	Antenna port to work with (e.g. '1', '2', ...)		
Note: This will go through all antennas and all protocols (see setup.protocols) and respond with the first tag seen (or will timeout)					
Note: This is the same as tag.read() with 'report' set to 'access_pwd'					
Example:					
tag.read_access_pwd()					
ok access_pwd=0x12345678					

---

## tag.read\_id()

Permission	admin	Min parameters	0	Max parameters	3
Read tag id from the first tag to respond in the field.					
Param 1: 'tag_id'		==> (Hex Array)	Identifier of tag being operated upon (for ISOC, its the EPC) (e.g. 0x294315325E9DCB8F0871F7B3)		
Param 2: 'pwd'		==> (Hex Array)	32 bit password (for ISOC) of the tag (e.g. 0x12345678)		
Param 3: 'antenna'		==> (Integer)	Antenna port to work with (e.g. '1', '2', ...)		
Note: This will go through all antennas and all protocols (see setup.protocols) and respond with the first tag seen (or will timeout)					
Note: This is the same as tag.read() with 'report' set to 'tag_id'					
Example:					
tag.read_id()					
ok tag_id=0xB27AE47FD851275A7D01					

---

## tag.read\_kill\_pwd()

Permission	admin	Min parameters	0	Max parameters	3
Read kill password from the first tag to respond in the field.					
Param 1: 'tag_id'		==> (Hex Array)	Identifier of tag being operated upon (for ISOC, its the EPC) (e.g. 0x294315325E9DCB8F0871F7B3)		
Param 2: 'pwd'		==> (Hex Array)	32 bit password (for ISOC) of the tag (e.g. 0x12345678)		
Param 3: 'antenna'		==> (Integer)	Antenna port to work with (e.g. '1', '2', ...)		
Note: This will go through all antennas and all protocols (see setup.protocols) and respond with the first tag seen (or will timeout)					
Note: This is the same as tag.read() with 'report' set to 'kill_pwd'					
Example:					
tag.read_kill_pwd()					
ok kill_pwd=0x12345678					



## tag.unlock()

Permission	admin	Min parameters	1	Max parameters	4
Unlock tag fields (first 2 parameters must be specified)					
Param 1: 'unlock_fields'		==>	(String)	Any combination of 'k' (kill), 'a' (access), 'u' (user data), 'e' (epc), 't' (tid)	
Param 2: 'tag_id'		==>	(Hex Array)	Identifier of tag being operated upon (for ISOC, its the EPC) (e.g. 0x294315325E9DCB8F0871F7B3)	
Param 3: 'pwd'		==>	(Hex Array)	32 bit password (for ISOC) of the tag (e.g. 0x12345678)	
Param 4: 'antenna'		==>	(Integer)	Antenna port to work with (e.g. '1', '2', ...)	
Note: Only ISOC supported.					
Note: This is the same thing as calling tag.lock() with 'lock_type' set to UNSECURED and 'lock_fields' set to 'unlock_fields'					
Example:					
tag.unlock(tag_id=0x294315325E9DCB8F0871F7B3, unlock_fields=ae)					
ok					

## tag.write()

Permission	admin	Min parameters	1	Max parameters	10
Write and lock any subset of tag fields (must specify tag_id)					
Param 1: 'new_tag_id'	==>	(Hex Array)	New identifier to write to tag being operated upon (for ISOC, its the EPC) (e.g. 0x294315325E9DCB8F0871F7B3)		
Param 2: 'kill_pwd'	==>	(Hex Array)	New kill password to write to tag being operated upon		
Param 3: 'access_pwd'	==>	(Hex Array)	New access password to write to tag being operated upon		
Param 4: 'tid'	==>	(Hex Array)	New tid to write to tag being operated upon		
Param 5: 'user_data'	==>	(Hex Array)	New user data to write to tag being operated upon		
Param 6: 'lock_fields'	==>	(Hex Array)	Areas on tag to lock if desired (same as 'lock_fields' for tag.lock())		
Param 7: 'lock_type'	==>	(Hex Array)	Type of lock (same as 'lock_type' for tag.lock())		
Param 8: 'tag_id'	==>	(Hex Array)	Identifier of tag being operated upon (for ISOC, its the EPC) (e.g. 0x294315325E9DCB8F0871F7B3)		
Param 9: 'pwd'	==>	(Hex Array)	Current access password of targeted tag.		
Param 10: 'antenna'	==>	(Integer)	Antenna port to work with (e.g. '1', '2', ...)		
Note: Only ISOC supported.					
Example:					
tag.write(tag_id=0x294315325E9DCB8F0871F7B3, new_tag_id=0x399DCB8F0871F7B5)					
ok					

## tag.write\_access\_pwd()

Permission	admin	Min parameters	1	Max parameters	5
Write a tag's access password (must specify tag_id)					
Param 1: 'access_pwd'		==>	(Hex Array)	New access password to write to tag being operated upon	
Param 2: 'lock_type'		==>	(Hex Array)	Type of lock (same as 'lock_type' for tag.lock())	
Param 3: 'tag_id'		==>	(Hex Array)	Identifier of tag being operated upon (for ISOC, its the EPC) (e.g. 0x294315325E9DCB8F0871F7B3)	
Param 4: 'pwd'		==>	(Hex Array)	Current access password of targeted tag.	
Param 5: 'antenna'		==>	(Integer)	Antenna port to work with (e.g. '1', '2', ...)	
Note: Only ISOC supported.					
Note: Same as tag.write() when specifying 'access_pwd'					
Example:					
tag.write_access_pwd(tag_id=0x29325E9DCB8F0871F7B3, access_pwd=0x12345678)					
ok					

## tag.write\_id()

Permission	admin	Min parameters	1	Max parameters	5
Write a tag's new identifier (must specify original tag_id)					
Param 1: 'new_tag_id'		==>	(Hex Array)	New tag identifier to write to tag being operated upon	
Param 2: 'lock_type'		==>	(Hex Array)	Type of lock (same as 'lock_type' for tag.lock())	
Param 3: 'tag_id'		==>	(Hex Array)	Identifier of tag being operated upon (for ISOC, its the EPC) (e.g. 0x294315325E9DCB8F0871F7B3)	
Param 4: 'pwd'		==>	(Hex Array)	Current access password of targeted tag.	
Param 5: 'antenna'		==>	(Integer)	Antenna port to work with (e.g. '1', '2', ...)	
Note: ISOC only supported					
Note: Same as tag.write() when specifying 'new_tag_id'					
Example:					
tag.write_id(tag_id=0x29431E9DCF0871F7B3, new_tag_id=0x394315CB8F0871F7B5)					
ok					

---

### tag.write\_kill\_pwd()

Permission	admin	Min parameters	1	Max parameters	5
Write a tag's kill password (must specify tag_id)					
Param 1: 'kill_pwd'		==> (Hex Array)	New kill password to write to tag being operated upon		
Param 2: 'lock_type'		==> (Hex Array)	Type of lock (same as 'lock_type' for tag.lock())		
Param 3: 'tag_id'		==> (Hex Array)	Identifier of tag being operated upon (for ISOC, its the EPC) (e.g. 0x294315325E9DCB8F0871F7B3)		
Param 4: 'pwd'		==> (Hex Array)	Current access password of targeted tag.		
Param 5: 'antenna'		==> (Integer)	Antenna port to work with (e.g. '1', '2', ...)		
Note: Only ISOC supported.					
Note: Same as tag.write() when specifying 'kill_pwd'					
Example:					
tag.write_kill_pwd(tag_id=0x294315325E9DCB8F0871F7B3, kill_pwd=0x12345678)					
ok					

---

### tag.write\_user\_data()

Permission	admin	Min parameters	1	Max parameters	5
Write a tag's user data (must specify tag_id)					
Param 1: 'user_data'		==> (Hex Array)	New user data to write to tag being operated upon		
Param 2: 'lock_type'		==> (Hex Array)	Type of lock (same as 'lock_type' for tag.lock())		
Param 3: 'tag_id'		==> (Hex Array)	Identifier of tag being operated upon (for ISOC, its the EPC) (e.g. 0x294315325E9DCB8F0871F7B3)		
Param 4: 'pwd'		==> (Hex Array)	Current access password of targeted tag.		
Param 5: 'antenna'		==> (Integer)	Antenna port to work with (e.g. '1', '2', ...)		
Note: Only ISOC supported.					
Note: Same as tag.write() when specifying 'user_data'					
Example:					
tag.write_kill_pwd(tag_id=0x294315325E9DCB8F0871F7B3, user_data=0x12345678)					
ok					

---

### tag.db.get()

Permission	admin	Min parameters	0	Max parameters	4
<p>Get the tags in the database and display them in the cmd channel using tag.reporting.taglist_fields.</p> <p>Param 1: 'tag_id' ==&gt; (String) Tag ID to be displayed from the database if it exists.</p> <p>Param 2: 'audit_record' ==&gt; (Integer) Audit record of tag to be displayed from the database.</p> <p>Param 3: 'acknowledged' ==&gt; (Bool) Only get tags from the database that have the acknowledged flag set 'true' or 'false'</p> <p>Param 4: 'max' ==&gt; (Integer) Maximum number of tags to retrieve from the database (defaults to 100 if not specified).</p> <p>Example:</p> <pre>tag.db.get(max=1) ok</pre>					

---

### tag.db.set\_acknowledged()

Permission	admin	Min parameters	2	Max parameters	3
<p>Set the acknowledgment status of a tag in the database.</p> <p>Param 1: 'acknowledged' ==&gt; (Bool) true or false</p> <p>Param 2: 'audit_record' ==&gt; (Integer)</p> <p>Param 3: 'dup_ack_number' ==&gt; (Integer) 0 or 1</p> <p>If param 3 is not provided, a 0 is defaulted and used.</p> <p>Param 3 is used in conjunction with tag.db.require_duplicate_acks.</p> <p>Example:</p> <pre>tag.db.set_acknowledge(true, 1) ok</pre>					

---

### tag.db.purge()

Permission	admin	Min parameters	0	Max parameters	0
<p>Purge the tag database (all tags stored in nonvolatile and volatile memory)</p> <p>Example:</p> <pre>tag.db.purge() ok</pre>					

---

### tag.db.get\_and\_purge()

Permission	admin	Min parameters	0	Max parameters	4
Get the tags in the database and display them in the cmd channel using tag.reporting.taglist_fields then purges the tag database (all tags stored in nonvolatile and volatile memory) Param 1: 'tag_id' ==> (String) Tag ID to be displayed from the database if it exists. Param 2: 'audit_record' ==> (Integer) Audit record of tag to be displayed from the database. Param 3: 'acknowledged' ==> (Bool) Only get tags from the database that have the acknowledged flag set 'true' or 'false' Param 4: 'max' ==> (Integer) Maximum number of tags to retrieve from the database.  Example: <pre>tag.db.get_and_purge(max=1) ok</pre>					

---

### tag.kill()

Permission	admin	Min parameters	2	Max parameters	3
Lock tag fields (first 3 parameters must be specified) Param 1: 'tag_id' ==> (Hex Array) Identifier of tag being operated upon (for ISOC, its the EPC) (e.g. 0x294315325E9DCB8F0871F7B3) Param 2: 'kill_pwd' ==> (Hex Array) 32 bit kill password (for ISOC) of the tag (e.g. 0x12345678) Param 3: 'antenna' ==> (Integer) Optional antenna port to work with (e.g. '1', '2', ...)  Note: Only ISOC supported.  Example: <pre>tag.kill(tag_id=0x294315325E9DCB8F0871F7B3, kill_pwd=0x12345678) ok</pre>					

---

### tag.security.tag\_type.pubkey.clear()

Permission	admin	Min parameters	0	Max parameters	0
Clear public key from reader.					

---

### tag.reporting.arrive\_generation

Read Permission	admin	Write Permission	admin
Default	no_wait	Priority	5
<p>(Enum) Specify how to wait for data with regard to generating 'event.tag.arrive' events.  Possible Values: 'no_wait', 'wait_for_all', 'wait_for_tid', 'wait_for_data'  no_wait: Generates arrival event on first tag EPC read even if TID or USER_DATA not available.  wait_for_all: Generates arrival event only after receiving TID and USER_DATA (if requested)  wait_for_tid: Generates arrival event only after receiving TID (if requested)  wait_for_data: Generates arrival event only after receiving USER_DATA (if requested)</p> <p>Example:  tag.reporting.arrive_generation=wait_for_all  ok</p>			

---

### tag.reporting.depart\_time

Read Permission	admin	Write Permission	admin
Default	10000	Priority	5
<p>(Integer) If a tag has not been seen within this departure time (milliseconds), a depart event will be generated ('event.tag.depart'). Max value is 100000 milliseconds and minimum is 100 ms.</p>			

## tag.reporting.report\_fields

Read Permission	admin	Write Permission	admin
Default	tag_id	Priority	5
<p>(Enum Array) Tag fields reported in 'event.tag.report' events  Possible values: 'tag_id', 'tid', 'type', 'antenna', 'rssi',  'user_data', 'freq', 'tx_power', 'time',  'prot_data', 'description'</p> <p>'tag_id': Always required to have this field. Its the tag_id in the report.</p> <p>'tid': Add the TID of the tag to the tag report.</p> <p>'type': Add the type of protocol of the tag read to the tag report (.e.g. ISOC, ISOB,...)</p> <p>'antenna': Add the antenna port to the tag report</p> <p>'rssi': Add the tag rssi (relative signal strength indicator) value to the tag report</p> <p>'user_data': Add the tag user data to the tag report</p> <p>'freq': Add the frequency used to read the tag to the tag report</p> <p>'tx_power': Add the transmit power used to read the tag to the tag report</p> <p>'time': Add the microsecond accurate timestamp of the time the tag was read to the tag report</p> <p>'pc': Adds the protocol control word to tag report</p> <p>'xpc1': Adds the extended protocol control word 1 to tag report</p> <p>'xpc2': Adds the extended protocol control word 2 to tag report</p> <p>'description': Fixed reader description added to report. (see reader.description variable)</p> <p>Example:  tag.reporting.report_fields=tag_id type antenna tx_power  ok</p>			

## tag.reporting.raw\_arrive\_fields

Read Permission	admin	Write Permission	admin
Default	tag_id	Priority	5
<p>(Enum Array) Tag fields reported in 'event.tag.raw_arrive' events  Possible values: 'tag_id', 'tid', 'type', 'antenna', 'rssi',  'user_data', 'freq', 'tx_power', 'time',  'audit_record'</p> <p>'description'</p> <p>'tag_id': Always required to have this field. Its the tag_id in the report.</p> <p>'tid': Add the TID of the tag to the tag report.</p> <p>'type': Add the type of protocol of the tag read to the tag report (.e.g. ISOC, ISOB,...)</p> <p>'antenna': Add the antenna port to the tag report</p> <p>'rssi': Add the tag rssi (relative signal strength indicator) value to the tag report</p> <p>'user_data': Add the tag user data to the tag report</p> <p>'freq': Add the frequency used to read the tag to the tag report</p> <p>'tx_power': Add the transmit power used to read the tag to the tag report</p> <p>'time': Add the microsecond accurate timestamp of the time the tag was read to the tag report</p> <p>'audit_record': Placeholder for now.</p> <p>'description': Fixed reader description added to report. (see reader.description variable)</p> <p>Example:  tag.reporting.raw_arrive_fields=tag_id type antenna tx_power  ok</p>			

## tag.reporting.arrive\_fields

Read Permission	admin	Write Permission	admin
Default	tag_id	Priority	5
<p>(Enum Array) Tag fields reported in 'event.tag.arrive' events Possible values: 'tag_id', 'tid', 'type', 'antenna', 'rssi', 'user_data', 'freq', 'tx_power', 'time', 'description'</p> <p>'tag_id': Always required to have this field. Its the tag_id in the report.</p> <p>'tid': Add the TID of the tag to the tag report.</p> <p>'type': Add the type of protocol of the tag read to the tag report (.e.g. ISOC, ISOB,...)</p> <p>'antenna': Add the antenna port to the tag report</p> <p>'rssi': Add the tag rssi (relative signal strength indicator) value to the tag report</p> <p>'user_data': Add the tag user data to the tag report</p> <p>'freq': Add the frequency used to read the tag to the tag report</p> <p>'tx_power': Add the transmit power used to read the tag to the tag report</p> <p>'time': Add the microsecond accurate timestamp of the time the tag was read to the tag report</p> <p>'description': Fixed reader description added to report. (see reader.description variable)</p> <p>Example: tag.reporting.arrive_fields=tag_id type antenna tx_power ok</p>			

## tag.reporting.depart\_fields

Read Permission	admin	Write Permission	admin
Default	tag_id	Priority	5
<p>(Enum Array) Tag fields reported in 'event.tag.depart' events Possible values: 'tag_id', 'tid', 'type', 'antenna', 'rssi', 'user_data', 'freq', 'tx_power', 'time', 'repeat', 'description'</p> <p>'tag_id': Always required to have this field. Its the tag_id in the report.</p> <p>'tid': Add the TID of the tag to the tag report.</p> <p>'type': Add the type of protocol of the tag read to the tag report (.e.g. ISOC, ISOB,...)</p> <p>'antenna': Add the antenna port to the tag report</p> <p>'user_data': Add the tag user data to the tag report</p> <p>'time': Add the microsecond accurate timestamp of the time the tag was read to the tag report</p> <p>'repeat': Add the number of times the tag has been read since the arrival event to the tag report.</p> <p>'description': Fixed reader description added to report. (see reader.description variable)</p> <p>Example: tag.reporting.arrive_fields=tag_id type antenna tx_power ok</p>			

---

### tag.writeback.isoc.enable

Read Permission	admin	Write Permission	admin
Default	false	Priority	4
<p>(Boolean) Enables a custom LLRP ISOC writeback capability (see tag.writeback.isoc.basic.op)</p> <p>Example: tag.writeback.isoc.enable=1 ok</p>			

---

### tag.writeback.isoc.use\_block\_write

Read Permission	admin	Write Permission	admin
Default	false	Priority	5
<p>(Boolean) Use block write capability of ISOC tags that support the non mandatory block write. Note: Be sure you are targeting tags that all support block write.</p> <p>Example: tag.writeback.isoc.use_block_write=1 ok</p>			

---

### tag.writeback.isoc.basic.op.f.enable

Read Permission	admin	Write Permission	admin
Default	false	Priority	4
<p>(Boolean) Enables a basic custom LLRP ISOC writeback capability (see tag.writeback.isoc.basic.op.f)</p> <p>Note: 'f' wildcard in the name can be from 1-4. Four writeback operations can be chained together to attempt to operate four writebacks on the same tag in the same handle session.</p> <p>Example: tag.writeback.isoc.basic.op.1.enable=1 ok</p>			

---

### tag.writeback.isoc.basic.op.f.action

Read Permission	admin	Write Permission	admin
Default		Priority	5
<p>(Enum) Writeback action to perform Possible values: 'write', 'add', 'subtract', 'time'</p> <p>'write': Write a fixed data into a fixed offset (see tag.writeback.isoc.basic.op.f.data and tag.writeback.isoc.basic.op.f.offset)</p> <p>'add': Add a fixed value to a fixed offset (see tag.writeback.isoc.basic.op.f.value, tag.writeback.isoc.basic.op.f.offset, and tag.writeback.isoc.op.f.mask)</p> <p>'subtract': Subtract a fixed value from a fixed offset (see tag.writeback.isoc.basic.op.f.value, tag.writeback.isoc.basic.op.f.offset, and tag.writeback.isoc.op.f.mask)</p> <p>'time': Write the current timestamp into a fixed offset on the tag (see tag.writeback.isoc.basic.op.f.offset, and tag.writeback.isoc.basic.op.f.mask)</p> <p>Note: 'f' wildcard in the name can be from 1-4. Four writeback operations can be chained together to attempt to operate four writebacks on the same tag in the same handle session.</p>			

---

### tag.writeback.isoc.basic.op.f.offset

Read Permission	admin	Write Permission	admin
Default	0	Priority	5
<p>(Integer) Offset, in bytes, into the tag where the tag.writeback.isoc.basic.op.f.action will take place.</p> <p>Note: 'f' wildcard in the name can be from 1-4. Four writeback operations can be chained together to attempt to operate four writebacks on the same tag in the same handle session.</p>			

---

### tag.writeback.isoc.basic.op.f.data

Read Permission	admin	Write Permission	admin
Default	0x0000	Priority	5
<p>(Hex Array) Data to use in for the tag.writeback.isoc.basic.op.f.action ('write' action).</p> <p>Note: 'f' wildcard in the name can be from 1-4. Four writeback operations can be chained together to attempt to operate four writebacks on the same tag in the same handle session.</p>			

---

### tag.writeback.isoc.basic.op.f.mask

Read Permission	admin	Write Permission	admin
Default	0x0000	Priority	5
<p>(Hex Array) Mask to use in for the tag.writeback.isoc.basic.op.f.action ('add', 'subtract', and 'time' actions).</p> <p>Note: 'f' wildcard in the name can be from 1-4. Four writeback operations can be chained together to attempt to operate four writebacks on the same tag in the same handle session.</p>			

---

### tag.writeback.isoc.basic.op.f.value

Read Permission	admin	Write Permission	admin
Default	0x0000	Priority	5
<p>(Hex Array) Value to use in for the tag.writeback.isoc.basic.op.f.action ('add', 'subtract')</p> <p>Note: 'f' wildcard in the name can be from 1-4. Four writeback operations can be chained together to attempt to operate four writebacks on the same tag in the same handle session.</p>			

---

### tag.writeback.isoc.basic.filter\_type

Read Permission	admin	Write Permission	admin
Default	all	Priority	5
<p>(Enum) Writeback filter type for tag.writeback.isoc.basic actions. Possible values: 'all', 'tid', 'uii'</p> <p>'all': The basic op actions will happen to all tags in field of view</p> <p>'tid': The basic op actions will happen to tags matching the TID as specified by tag.writeback.isoc.basic.filter_mask and tag.writeback.isoc.basic.filter_value.</p> <p>'uii': The basic op actions will happen to tags matching the EPC as specified by tag.writeback.isoc.basic.filter_mask and tag.writeback.isoc.basic.filter_value.</p>			

---

### tag.writeback.isoc.basic.filter\_mask

Read Permission	admin	Write Permission	admin
Default	0x0000	Priority	5
<p>(Hex Array) Writeback filter mask for tag.writeback.isoc.basic.filter_type ('tid' and 'uii')</p> <p>Used in conjunction with tag.writeback.isoc.basic.filter_value</p>			

---

### tag.writeback.isoc.basic.filter\_value

Read Permission	admin	Write Permission	admin
Default	0x0000	Priority	5
(Hex Array) Writeback filter mask for tag.writeback.isoc.basic.filter_type ('tid' and 'uii') Used in conjunction with tag.writeback.isoc.basic.filter_mask			

---

### tag.tagspec.num\_tagspecs

Read Permission	admin	Write Permission	none
Default	NULL	Priority	-1
(Integer) Returns the number of tag specs in the tag.tagspec.f.* space. The 'f' value will start at 1 and go to num_tagspecs. (see other tag.tagspec.f variables)			

---

### tag.tagspec.f.enabled

Read Permission	admin	Write Permission	admin
Default	false	Priority	4
(Boolean) Enables the ISOC tagspec (see other tag.tagspec.f variables)			

---

### tag.tagspec.f.match

Read Permission	admin	Write Permission	admin
Default	false	Priority	5
(Boolean) Corresponds to LLRP's C1G2TagSpecs / C1G2TargetTag Parameters 'Match' (see other tag.tagspec.f variables)			

---

### tag.tagspec.f.tagmask

Read Permission	admin	Write Permission	admin
Default	0x0000	Priority	5
(Hex Array) Bit mask for the tagspec tag mask. Corresponds to LLRP's C1G2TagSpecs / C1G2TargetTag Parameters 'TagMask' value			

---

**tag.tagspec.f.tagdata**

Read Permission	admin	Write Permission	admin
Default	0x0000	Priority	5
(Hex Array) Bit mask for the tagspec pattern. Corresponds to LLRP's C1G2TagSpecs / C1G2TargetTag Parameters 'TagData' value			

---

**tag.tagspec.f.mb**

Read Permission	admin	Write Permission	admin
Default	membank_epc	Priority	5
(Enum) Memory bank used for the TagSpec. Possible values: 'membank_rsvd', 'membank_epc', 'membank_tid', 'membank_user', 'not_used' Corresponds to LLRP's C1G2TagSpec / C1G2TargetTag Parameters 'MB' value (0-3)			

---

**tag.tagspec.f.pointer**

Read Permission	admin	Write Permission	admin
Default	16	Priority	5
(Integer) Address of first bit to match/not match. Corresponds to LLRP's C1G2TagSpec / C1G2TargetTag Parameters 'Pointer' value			

---

**tag.tagspec.f.name**

Read Permission	admin	Write Permission	admin
Default	0x0000	Priority	5
(Hex Array) Tag spec name.			

---

**tag.authenticate.csi\_00.tam\_1.enable**

Read Permission	admin	Write Permission	admin
Default	false	Priority	5
<p>(Boolean) Enable TAM1. If enabled, a tag authentication message of type 1 will be sent to any inventoried tag using the key id from tag.authenticate.csi_00.tam_1.key_id. The result of this operation will appear on the event channel as event.tag.authenticate messages.</p> <pre>event.tag.authenticate tag_id=0xE2C06F92000003A002E1613, csi=00, tam=1, error=0, ichallenge=0xCFBF9A143C294938B93B, response=0x897CF2356F15DE94952ACCD149009107</pre> <p>For this command, csi (cryptographic suite index) is always 00, tam is always 1, error of 0 meaning success. If error is 0, then ichallenge will be a randomly generated interrogator challenge sent by the reader and the response will be the encrypted response value read back from the tag.</p> <p>Please see the documentation on the the C1G2 tag authenticate command for more information. As well as information from both the tag vendor and the CSI specific standard.</p>			

---

**tag.authenticate.csi\_00.tam\_1.key\_id**

Read Permission	admin	Write Permission	admin
Default	0	Priority	5
<p>(Integer) Key ID value to use for TAM1. Please see tag.authenticate.csi_00.tam_1.enable for more information.</p>			

---

**tag.authenticate.csi\_00.tam\_2.enable**

Read Permission	admin	Write Permission	admin
Default	false	Priority	5
<p>(Boolean) Enable TAM2. If enabled, a tag authentication message of type 2 will be sent to any inventoried tag using the key id from tag.authenticate.csi_00.tam_2.key_id. Only key_id 1 is currently supported for TAM2.</p> <p>The result of this operation will appear on the event channel as event.tag.authenticate messages.</p> <pre>event.tag.authenticate tag_id=0xE2C06F920000003A002E1613, csi=00, tam=2,                                 error=0, ichallenge=0x73C08A2914E7DE067B2E,                                 response=0x938431EA000DD04FE0A662D0CB1CBB...</pre> <p>For this command, csi (cryptographic suite index) is always 00, tam is always 2, error of 0 meaning success. If error is 0, then ichallenge will be a randomly generated interrogator challenge sent by the reader and the response will be the encrypted response value read back from the tag.</p> <p>Please see the documentation on the the C1G2 tag authenticate command for more information. As well as information from both the tag vendor and the CSI specific standard.</p> <p>Example:  tag.authenticate.csi_00.tam_2.enable=1  ok</p>			

---

**tag.authenticate.csi\_00.tam\_2.key\_id**

Read Permission	admin	Write Permission	admin
Default	1	Priority	5
<p>(Integer) Key ID value to use for TAM2. Must always be 1. Please see tag.authenticate.csi_00.tam_2.enable for more information.</p>			

---

**tag.authenticate.csi\_00.tam\_2.profile**

<a href="#">Read Permission</a>	admin	<a href="#">Write Permission</a>	admin
<a href="#">Default</a>	0	<a href="#">Priority</a>	5
<p>(Integer) Profile value to use for TAM2. The following profiles can be read back encrypted with TAM2:</p> <ul style="list-style-type: none"> <li>0 - EPC bank</li> <li>1 - TID</li> <li>2 - User Memory</li> </ul> <p>Up to 128 bits can be read back from tam2_offset in the selected profile.</p> <p>Please see tag.authenticate.csi_00.tam_2.enable for more information.</p>			

---

**tag.authenticate.csi\_00.tam\_2.offset**

<a href="#">Read Permission</a>	admin	<a href="#">Write Permission</a>	admin
<a href="#">Default</a>	0	<a href="#">Priority</a>	5
<p>(Integer) Offset value to use for TAM2. This is the offset in the profile targetted (see tam_2.profile). Please see tag.authenticate.csi_00.tam_2.enable for more information.</p>			

---

**tag.authenticate.csi\_00.tam\_2.block\_count**

<a href="#">Read Permission</a>	admin	<a href="#">Write Permission</a>	admin
<a href="#">Default</a>	1	<a href="#">Priority</a>	5
<p>(Integer) Block count value to use for TAM2. Must always be 1. Please see tag.authenticate.csi_00.tam_2.enable for more information.</p>			

---

**tag.authenticate.csi\_00.tam\_2.prot\_mode**

<a href="#">Read Permission</a>	admin	<a href="#">Write Permission</a>	admin
<a href="#">Default</a>	1	<a href="#">Priority</a>	5
<p>(Integer) Protocol mode value to use for TAM2. Must always be 1. Please see tag.authenticate.csi_00.tam_2.enable for more information.</p>			

---

**tag.security.tag\_type.tt.label**

<a href="#">Read Permission</a>	admin	<a href="#">Write Permission</a>	none
<a href="#">Default</a>	NULL	<a href="#">Priority</a>	-1
<p>(String) This is the key ring label. (e.g. Key Ring 0xffffffff)</p>			

---

**tag.security.tag\_type.tt.version**

Read Permission	admin	Write Permission	none
Default	NULL	Priority	-1
(String) This is the version of the tag type used.			

---

**tag.security.password\_authentication\_enable**

Read Permission	admin	Write Permission	admin
Default	false	Priority	4
(Bool) Enable password_authentication_enable.			

---

**tag.security.tid\_authentication\_enable**

Read Permission	admin	Write Permission	admin
Default	false	Priority	4
(Bool) Enable tid_authentication_enable.			

## tag.reporting.taglist\_fields

Read Permission	admin	Write Permission	admin
Default	tag_id	Priority	5
<p>(Enum Array) Tag fields reported in 'tag.db.get()' cmd response</p> <p>Possible values: 'tag_id', 'tid', 'user_data', 'type', 'time', 'antenna', 'repeat', 'tid_authentic', 'pw_authentic', 'acknowledged', 'audit_record', 'tag_type_index'</p> <p>'tag_id': Always required to have this field. Its the tag_id in the response.</p> <p>'tid': Add the TID of the tag to the tag response.</p> <p>'user_data': Add the User Data of the tag to the tag response.</p> <p>'type': Add the type of protocol of the tag read to the tag response (.e.g. ISOC, ISOB,...)</p> <p>'time': Add the microsecond accurate timestamp of the time the tag was read first and last to the tag response</p> <p>'antenna': Add the antenna port to the tag response</p> <p>'repeat': Add the number of times the tag has been read since the arrival event to the tag report.</p> <p>'tid_authentic': If tag security being used, TID authenticity</p> <p>'pw_authentic': If tag security being used, password authenticity</p> <p>'acknowledged': Tag has been acknowledged by</p> <p>tag.db.set_acknowledged</p> <p>'audit_record': Placeholder for now.</p> <p>'tag_type_index': Tag security matching index.</p> <p>'dup_ack0': Duplicate ack0 (see</p> <p>tag.db.require_duplicate_acks)</p> <p>'dup_ack1': Duplicate ack1 (see</p> <p>tag.db.require_duplicate_acks)</p> <p>Example:</p> <pre>tag.reporting.taglist_fields=tag_id type antenna tid ok</pre>			

## tag.db.require\_duplicate\_acks

Read Permission	admin	Write Permission	admin
Default	false	Priority	5
<p>Defaults to false.</p> <p>If set to true, both "dup_ack0" and "dup_ack1" will need to be true in order for "acknowledged" to be true.</p> <p>If set to false, only "dup_ack0" will need to be true in order for "acknowledged" to be true.</p>			

---

**tag.db.enable**

Read Permission	admin	Write Permission	admin
Default	NULL	Priority	-1
Enable or disable the tag database on reader.			
Example: tag.db.enable=1 ok			

---

**tag.db.next\_audit\_record**

Read Permission	admin	Write Permission	none
Default	NULL	Priority	-1
Returns next audit record (read only)			
Example: tag.db.next_audit_record			

---

**tag.db.acknowledge\_timeout**

Read Permission	admin	Write Permission	admin
Default	10	Priority	5
(Integer) Not used. There for backward compatibility.			

---

**tag.db.store\_tags**

Read Permission	admin	Write Permission	admin
Default	false	Priority	5
(Boolean) Not used. There for backward compatibility.			

---

**tag.db.create\_entry\_on\_arrival**

Read Permission	admin	Write Permission	admin
Default	false	Priority	5
(Boolean) Not used. There for backward compatibility.			

---

**tag.db.max\_count**

Read Permission	admin	Write Permission	admin
Default	50000	Priority	5
(Integer) Not used. There for backward compatibility.			

---

**tag.writeback.ps111.use\_dynamic\_write\_data**

Read Permission	admin	Write Permission	admin
Default	true	Priority	5
(Bool) If true, time, date, lane, and sequence identifiers are dynamically generated. When false, the values are determined by the variables in the tag.writeback.ps111.* namespace.			

---

**tag.writeback.ps111.write\_type**

Read Permission	admin	Write Permission	admin
Default	traffic_and_toll	Priority	5
(Enum) Determines which data gets written to the tag. For tag.writeback.ps111.write_data.tc* data, use TOLL_COLLECTION. For tag.writeback.ps111.write_data.tm*, use TRAFFIC_MANAGEMENT. To use both namespaces, use TRAFFIC_AND_TOLL.			

---

**tag.writeback.ps111.write\_data.tc\_agency\_data**

Read Permission	admin	Write Permission	admin
Default	0	Priority	5
(Integer) Agency data for TOLL_COLLECTION.			

---

**tag.writeback.ps111.write\_data.tc\_agency\_id**

Read Permission	admin	Write Permission	admin
Default	0	Priority	5
(Integer) Write data for TOLL_COLLECTION.			

---

**tag.writeback.ps111.write\_data.tc\_date**

Read Permission	admin	Write Permission	admin
Default	0	Priority	5
(Integer) Date data for TOLL_COLLECTION if use_dynamic_write_data is false.			

---

**tag.writeback.ps111.write\_data.tc\_future**

Read Permission	admin	Write Permission	admin
Default	0	Priority	5
(Integer) Future data for TOLL_COLLECTION.			

---

**tag.writeback.ps111.write\_data.tc\_lane\_id**

Read Permission	admin	Write Permission	admin
Default	0	Priority	5
(List of Integers) Lane ID data for TOLL_COLLECTION. A space separated list with one entry for each antenna.			

---

**tag.writeback.ps111.write\_data.tc\_plaza\_id**

Read Permission	admin	Write Permission	admin
Default	0	Priority	5
(Integer) Plaza data for TOLL_COLLECTION.			

---

**tag.writeback.ps111.write\_data.tc\_seq\_num**

Read Permission	admin	Write Permission	admin
Default	0	Priority	5
(Integer) Sequence number data for TOLL_COLLECTION if use_dynamic_write_data is false.			

---

**tag.writeback.ps111.write\_data.tc\_time**

Read Permission	admin	Write Permission	admin
Default	0	Priority	5
(Integer) Time data for TOLL_COLLECTION if use_dynamic_write_data is false.			

---

**tag.writeback.ps111.write\_data.tc\_vehicle\_class**

Read Permission	admin	Write Permission	admin
Default	0	Priority	5
(Integer) Vehicle class data for TOLL_COLLECTION.			

---

**tag.writeback.ps111.write\_data.tm\_date**

Read Permission	admin	Write Permission	admin
Default	0	Priority	5
(Integer) Date data for TRAFFIC_MANAGEMENT if use_dynamic_write_data is false.			

---

**tag.writeback.ps111.write\_data.tm\_reader\_id**

Read Permission	admin	Write Permission	admin
Default	0	Priority	5
(Integer) Reader ID data for TRAFFIC_MANAGEMENT.			

---

**tag.writeback.ps111.write\_data.tm\_time**

Read Permission	admin	Write Permission	admin
Default	0	Priority	5
(Integer) Time data for TRAFFIC_MANAGEMENT if use_dynamic_write_data is false.			

---

**tag.writeback.ps111.write\_occasion**

Read Permission	admin	Write Permission	admin
Default	NEVER	Priority	5
(Enum) Determines when to write to PS111 tags. * NEVER - Never write to tag automatically * ALWAYS - Always write to tag automatically * WHEN_NEW - Only when tag has first "arrived"			

---

**tag.reporting.authenticate\_fields**

Read Permission	admin	Write Permission	admin
Default	tag_id tam	Priority	5
(Enum Array) Tag fields reported in 'event.tag.report' events Possible values: 'tag_id', 'tid', 'type', 'antenna', 'rssi', 'user_data', 'freq', 'tx_power', 'time', 'tag_id': Always required to have this field. Its the tag_id in the report. 'type': Add the type of protocol of the tag read to the tag report (.e.g. ISOC, ISOB,...) 'antenna': Add the antenna port to the tag report 'rssi': Add the tag rssi (relative signal strength indicator) value to the tag report 'freq': Add the frequency used to read the tag to the tag report 'tx_power': Add the transmit power used to read the tag to the tag report 'time': Add the microsecond accurate timestamp of the time the tag was read to the tag report 'tam': Required for this event and includes the csi, tam, ichallenge, and response fields.			
Example: tag.reporting.authenticate_fields=tag_id tam time antenna ok			

---

**tag.security.pwd\_threshold**

Read Permission	admin	Write Permission	admin
Default	-600	Priority	5
(Integer) If 0, this variable is disabled. Otherwise its values are from -400 to -800. If enabled along with tag security operations for password or tid authentication, the tag security operations will consider a tag as inauthentic if this threshold is met or greater and the password access does not return from the tag.			

---

**tag.security.tag\_type.pubkey.label**

Read Permission	admin	Write Permission	none
Default	NULL	Priority	-1
(String) This is the public key ring label.			

## j. Version

### Variable List Table

version.hw	version.hw_detail
version.detail	version.rollback
version.sw_detail	version.sw

---

#### version.hw

Read Permission	guest	Write Permission	none
Default	NULL	Priority	-1
(String) Reader hardware version.  Example: <pre>version.hw ok Board Serial Number: READER_012341234 DSP Serial Number: 22189D8B1384E0E800007A89EA25AA97 DSP Chip ID: E5040004 Model: ReaderModel Security Chip Serial: 0123424DD1BEBAB2EE</pre>			

---

#### version.hw\_detail

Read Permission	guest	Write Permission	none
Default	NULL	Priority	-1
(String) Reader hardware version (exactly same as version.hw).			

---

#### version.detail

Read Permission	guest	Write Permission	none
Default	NULL	Priority	-1
(String) Detailed reader information (combines version.sw and version.hw)			

---

#### version.rollback

Read Permission	admin	Write Permission	none
Default	NULL	Priority	-1
(String) Reader rollback software version.  Example: <pre>version.rollback ok 0.2.3671.trunk</pre>			

---

### version.sw\_detail

Read Permission	guest	Write Permission	none
Default	NULL	Priority	-1
(String) Reader software version (exactly same as version.sw).			

---

### version.sw

Read Permission	guest	Write Permission	none
Default	NULL	Priority	-1
(String) Reader software version.			
<p>Example:</p> <pre> version.sw ok DSP version: 0.2.3770.trunk DSP Application A MCU version: 0.2.3770.trunk MCU Application B Rollback version: 0.2.3671.trunk Bootloader version: 0.2.3563M.trunk.SELF </pre>			

# 6. LLRP Description



The Tarvos Reader also supports the “Low Level Reader Protocol” (LLRP) specification produced by EPC global. Please see *Low Level Reader Protocol (LLRP)*, Version 1.1.

## Extensions to LLRP

UploadFileStruct (SubType=0)

```
Rsvd[2:0];  
Ver[2:0];  
MessageType[12:0];  
MessageLength[31:0];  
u32 MessageID[31:0];  
VendorID[31:0]  
Subtype[7:0];  
FileTransferCustom Parameter(1);
```

//=====

UploadFileResponseStruct (SubType=1)

```
Rsvd[2:0];  
Ver[2:0];  
MessageType[12:0];  
MessageLength[31:0];  
u32 MessageID[31:0];  
VendorID[31:0]  
Subtype[7:0];  
LLRPStatusTLV Parameter(1);  
FileDataCustom Parameter(0_1);
```

//=====

```
DownloadFileStruct (SubType=2)
```

```
    Rsvd[2:0];  
    Ver[2:0];  
    MessageType[12:0];  
    MessageLength[31:0];  
    u32 MessageID[31:0];  
    VendorID[31:0]  
    Subtype[7:0];  
    FileTransferCustom Parameter(1);  
    FileDataCustom Parameter(1);
```

```
//=====
```

```
DownloadFileResponseStruct (SubType=3)
```

```
    Rsvd[2:0];  
    Ver[2:0];  
    MessageType[12:0];  
    MessageLength[31:0];  
    u32 MessageID[31:0];  
    VendorID[31:0]  
    Subtype[7:0];  
    LLRPStatusTLV Parameter(1);
```

```
//=====
```

```
DebugEventsStruct (SubType=4)
```

```
    Rsvd[2:0];  
    Ver[2:0];  
    MessageType[12:0];  
    MessageLength[31:0];  
    u32 MessageID[31:0];  
    VendorID[31:0]  
    Subtype[7:0];  
    MacPhyTraceCustom Parameter(0_1);  
    AtcTraceCustom Parameter(0_1);  
    MtlDetTraceCustom Parameter(0_1);  
    CognitiveRadioTraceCustom Parameter(0_1);  
    PowerControlTraceCustom Parameter(0_1);  
    InventoryTraceCustom Parameter(0_1);
```

```
//=====
```

```
TagDepartStruct (SubType=5)
```

```
    Rsvd[2:0];  
    Ver[2:0];  
    MessageType[12:0];  
    MessageLength[31:0];  
    u32 MessageID[31:0];  
    VendorID[31:0]  
    Subtype[7:0];  
    TagReportDataTLV Parameter(0_N);
```

```
//=====
```

```
McuDspCommandStruct (SubType=6)
```

```
    Rsvd[2:0];  
    Ver[2:0];  
    MessageType[12:0];  
    MessageLength[31:0];  
    u32 MessageID[31:0];  
    VendorID[31:0]  
    Subtype[7:0];  
    Command[7:0];  
    LoginLevel[7:0];  
    DataLength[15:0];  
    Data[...];
```

```
//=====
```

```
McuDspResponseStruct (SubType=7)
```

```
    Rsvd[2:0];  
    Ver[2:0];  
    MessageType[12:0];  
    MessageLength[31:0];  
    u32 MessageID[31:0];  
    VendorID[31:0]  
    Subtype[7:0];  
    Response[7:0];  
    DataLength[15:0];  
    Data[...];  
    LLRPStatusTLV Parameter(1);
```

```
//=====
```

```
SyslogMessageStruct (SubType=8)
```

```

Rsvd[2:0];
Ver[2:0];
MessageType[12:0];
MessageLength[31:0];
u32 MessageID[31:0];
VendorID[31:0]
Subtype[7:0];
Level[7:0];
Tag[15:0];
AID[15:0];
SyslogMsgLength[15:0];
SyslogMessage[...];

```

```
//=====
```

```
CustomSetRoSpecStruct (SubType=9)
```

```

Rsvd[2:0];
Ver[2:0];
MessageType[12:0];
MessageLength[31:0];
u32 MessageID[31:0];
VendorID[31:0]
Subtype[7:0];
ROSpecID[31:0];
CustomRoSpecPower Parameter(0_N);
CustomRoSpecSensitivity Parameter(0_N);
CustomRoSpecRFMode Parameter(0_N);
CustomRoSpecMuxSequence Parameter(0_1);
CustomRoSpecInvParamOrder Parameter(0_1);
ROSpecStartTriggerTLV Parameter(0_1);
CustomRoSpecSingulation Parameter(0_1);
CustomRoSpecFixedFreq Parameter(0_1);

```

```
//=====
```

```
CustomSetRoSpecResponseStruct (SubType=10)
```

```
    Rsvd[2:0];  
    Ver[2:0];  
    MessageType[12:0];  
    MessageLength[31:0];  
    u32 MessageID[31:0];  
    VendorID[31:0]  
    Subtype[7:0];  
    LLRPStatusTLV Parameter(1);
```

```
//=====
```

```
CustomGetRoSpecStruct (SubType=11)
```

```
    Rsvd[2:0];  
    Ver[2:0];  
    MessageType[12:0];  
    MessageLength[31:0];  
    u32 MessageID[31:0];  
    VendorID[31:0]  
    Subtype[7:0];  
    ROSpecID[31:0];  
    AntennaID[15:0];  
    ProtocolID[15:0];  
    RequestedData[31:0];
```

```
//=====
```

CustomGetRoSpecResponseStruct (SubType=12)

```

Rsvd[2:0];
Ver[2:0];
MessageType[12:0];
MessageLength[31:0];
u32 MessageID[31:0];
VendorID[31:0]
Subtype[7:0];
LLRPStatusTLV Parameter(1);
CustomRoSpecPower Parameter(0_1);
CustomRoSpecSensitivity Parameter(0_1);
CustomRoSpecRFMode Parameter(0_1);
CustomRoSpecFixedFreq Parameter(0_1);
ROSpecTLV Parameter(0_N);

```

//=====

TracingSpecCustomParameterStruct (SubType=1)

```

Rsvd[5:0];
ParameterType[12:0];
ParameterLength[15:0];
VendorID[31:0];
Subtype[31:0];
enable_macphy[7:0];
enable_atc[7:0];
enable_metal_detection[7:0];
enable_cognitive_radio[7:0];
enable_power_control[7:0];
enable_agc[7:0];
enable_inv_summary[7:0];
enable_inv_event[7:0];
capture_criteria[i7:0];
capture_delay_count[7:0];
capture_rn16[7:0];
capture_epc[7:0];
capture_handle[7:0];

```

```
capture_access[7:0];
capture_write[7:0];
```

```
//=====
```

```
MacPhyTraceCustomParameterStruct (SubType=2)
```

```
Rsvd[5:0];
ParameterType[12:0];
ParameterLength[15:0];
VendorID[31:0];
Subtype[31:0];
mac_empty_ratio[i15:0];
mac_slot_number[i15:0];
mac_increase_count[i15:0];
mac_collision_count_since_newq[i15:0];
mac_q[7:0];
mac_command[7:0];
mac_tag_volume_estimate[7:0];
mac_current_target[7:0];
mac_session[7:0];
port[7:0];
channel[7:0];
demod_flags[7:0];
demod_result[7:0];
current_pilot_rssi[i31:0];
pilot_threshold[i31:0];
subcarrier_frequency_state[i31:0];
symbol_period_estimate[i31:0];
carrier_phase[i15:0];
preamble_distance[i31:0];
max_decode_distance[i31:0];
total_decode_distance[i31:0];
ave_decode_distance[i31:0];
timestamp32[31:0];
demod_norm[i15:0];
demod_block_exp[7:0];
```

```
sideband[7:0];  
rx_gain[7:0];  
rx_peak_det[i31:0];
```

```
//=====
```

```
AtcTraceCustomParameterStruct (SubType=3)
```

```
  Rsvd[5:0];  
  ParameterType[12:0];  
  ParameterLength[15:0];  
  VendorID[31:0];  
  Subtype[31:0];  
  port[7:0];  
  channel[7:0];  
  timestamp32[31:0];  
  operation[7:0];  
  error[31:0];  
  dac[i31:0];  
  flags[7:0];  
  trace_event_cnt[31:0];  
  carrier_shift[i7:0];  
  error_target[31:0];  
  spiral_thres[31:0];
```

```
//=====
```

```
MtlDetTraceCustomParameterStruct (SubType=4)
```

```
  Rsvd[5:0];  
  ParameterType[12:0];  
  ParameterLength[15:0];  
  VendorID[31:0];  
  Subtype[31:0];  
  port[7:0];  
  freq[7:0];  
  state[7:0];
```

```
carrier_estimate[31:0];
filtered_i[31:0];
filtered_q[31:0];
sample_count[7:0];
time32[31:0];
energy[31:0];
phase[31:0];
delta_phase[31:0];
delta_energy[31:0];
flags[31:0];
```

```
//=====
```

```
CognitiveRadioTraceCustomParameterStruct (SubType=5)
```

```
Rsvd[5:0];
ParameterType[12:0];
ParameterLength[15:0];
VendorID[31:0];
Subtype[31:0];
port[7:0];
channel[7:0];
timestamp32[31:0];
upper_sideband1_filtered[i31:0];
lower_sideband1_filtered[i31:0];
upper_1st_adj_filtered[i31:0];
lower_1st_adj_filtered[i31:0];
upper_sideband2_filtered[i31:0];
lower_sideband2_filtered[i31:0];
upper_2nd_adj_filtered[i31:0];
lower_2nd_adj_filtered[i31:0];
upper_3rd_adj_filtered[i31:0];
lower_3rd_adj_filtered[i31:0];
```

```
//=====
```

```
TagParamReportCustomParameterStruct (SubType=6)
```

```
    Rsvd[5:0];  
    ParameterType[12:0];  
    ParameterLength[15:0];  
    VendorID[31:0];  
    Subtype[31:0];  
    enable_phase[7:0];  
    enable_rssi[7:0];  
    enable_speed[7:0];  
    enable_range[7:0];  
    enable_position[7:0];  
    enable_tx_power[7:0];
```

```
//=====
```

```
PowerControlTraceCustomParameterStruct (SubType=11)
```

```
    Rsvd[5:0];  
    ParameterType[12:0];  
    ParameterLength[15:0];  
    VendorID[31:0];  
    Subtype[31:0];  
    tx_power[i15:0];  
    set_point[i15:0];  
    detector[i31:0];  
    integrator[i31:0];  
    antenna[i31:0];  
    frequency[31:0];  
    time[63:0];
```

```
//=====
```

```
InventoryTraceCustomParameterStruct (SubType=12)
```

```
    Rsvd[5:0];  
    ParameterType[12:0];  
    ParameterLength[15:0];  
    VendorID[31:0];  
    Subtype[31:0];  
    ParameterLength[15:0];  
    pParameter[...];
```

```
//=====
```

```
ROSyncCustomParameterStruct (SubType=13)
```

```
    Rsvd[5:0];  
    ParameterType[12:0];  
    ParameterLength[15:0];  
    VendorID[31:0];  
    Subtype[31:0];  
    reader_id[7:0];  
    slot_no[15:0];  
    total_slot[7:0];  
    duration[15:0];
```

```
//=====
```

```
WritebackPS1111CustomParameterStruct (SubType=14)
```

```
    Rsvd[5:0];  
    ParameterType[12:0];  
    ParameterLength[15:0];  
    VendorID[31:0];  
    Subtype[31:0];  
    OpSpecID[15:0];  
    Enable[7:0];  
    Action[7:0];  
    Offset[15:0];  
    MaskByteCount[15:0];
```

```
Mask[...];  
DataByteCount[15:0];  
Data[...];  
ValueByteCount[15:0];  
Value[...];
```

```
//=====
```

```
InstallTypeCustomParameterStruct (SubType=15)
```

```
  Rsvd[5:0];  
  ParameterType[12:0];  
  ParameterLength[15:0];  
  VendorID[31:0];  
  Subtype[31:0];  
  ID[31:0];
```

```
//=====
```

```
FileTransferCustomParameterStruct (SubType=16)
```

```
  Rsvd[5:0];  
  ParameterType[12:0];  
  ParameterLength[15:0];  
  VendorID[31:0];  
  Subtype[31:0];  
  ID[7:0];  
  Address[31:0];  
  DataLength[15:0];
```

```
//=====
```

```
FileDataCustomParameterStruct (SubType=17)
```

```

Rsvd[5:0];
ParameterType[12:0];
ParameterLength[15:0];
VendorID[31:0];
Subtype[31:0];
DataLength[15:0];
pData[...];

```

```
//=====
```

```
ReaderInformationParameterStruct (SubType=18)
```

```

Rsvd[5:0];
ParameterType[12:0];
ParameterLength[15:0];
VendorID[31:0];
Subtype[31:0];
SerialNumberLength[15:0];
pSerialNumber[...];
DSPSerialNumberLength[15:0];
pDSPSerialNumber[...];
DSPChipIDLength[15:0];
pDSPChipID[...];
ReaderModelLength[15:0];
pReaderModel[...];
HardwareVersionLength[15:0];
pHardwareVersion[...];
SoftwareVersionLength[15:0];
pSoftwareVersion[...];
BootloaderVersionLength[15:0];
pBootloaderVersion[...];
SecurityChipSerialLength[15:0];
pSecurityChipSerial[...];

```

```
//=====
```

```
TxPowerParameterStruct (SubType=19)
```

```
    Rsvd[5:0];  
    ParameterType[12:0];  
    ParameterLength[15:0];  
    VendorID[31:0];  
    Subtype[31:0];  
    TxPower[15:0];
```

```
//=====
```

```
TagTransitParameterStruct (SubType=20)
```

```
    Rsvd[5:0];  
    ParameterType[12:0];  
    ParameterLength[15:0];  
    VendorID[31:0];  
    Subtype[31:0];  
    TagState[15:0];  
    RepeatCount[15:0];  
    AuditRecord[31:0];  
    firstMicroseconds[63:0];  
    lastMicroseconds[63:0];
```

```
//=====
```

```
InventoryEventParameterStruct (SubType=21)
```

```
    Rsvd[5:0];  
    ParameterType[12:0];  
    ParameterLength[15:0];  
    VendorID[31:0];  
    Subtype[31:0];  
    ROSpecID[7:0];  
    Port[7:0];  
    Protocol[7:0];  
    RFMode[7:0];  
    State[7:0];
```

```
time[63:0];
```

```
//=====
```

```
WritebackISOCParameterStruct (SubType=22)
```

```
    Rsvd[5:0];  
    ParameterType[12:0];  
    ParameterLength[15:0];  
    VendorID[31:0];  
    Subtype[31:0];  
    OpSpecID[15:0];  
    Enable[7:0];  
    BlockWrite[7:0];  
    Action[7:0];  
    Offset[15:0];  
    MaskWordCount[15:0];  
    Mask[...];  
    DataWordCount[15:0];  
    Data[...];  
    ValueWordCount[15:0];  
    Value[...];
```

```
//=====
```

```
RegulatoryRegionsSupportedParameterStruct (SubType=23)
```

```
    Rsvd[5:0];  
    ParameterType[12:0];  
    ParameterLength[15:0];  
    VendorID[31:0];  
    Subtype[31:0];  
    CommunicationStandardsCount[7:0];  
    CommunicationStandards[...];
```

```
//=====
```

```
RegulatoryCommunicationStandardParameterStruct (SubType=24)
```

```
    Rsvd[5:0];  
    ParameterType[12:0];  
    ParameterLength[15:0];  
    VendorID[31:0];  
    Subtype[31:0];  
    CountryCode[15:0];  
    CommunicationStandard[15:0];
```

```
//=====
```

```
WritebackISOCOpSpecResultParameterStruct (SubType=25)
```

```
    Rsvd[5:0];  
    ParameterType[12:0];  
    ParameterLength[15:0];  
    VendorID[31:0];  
    Subtype[31:0];  
    Result[7:0];  
    OpSpecID[15:0];  
    WordCount[15:0];  
    Data[...];
```

```
//=====
```

```
DepartTimeParameterStruct (SubType=26)
```

```
    Rsvd[5:0];  
    ParameterType[12:0];  
    ParameterLength[15:0];  
    VendorID[31:0];  
    Subtype[31:0];  
    Value[31:0];
```

```
//=====
```

```
AdditionalRFTransmitterParameter (SubType=27)
```

```
    Rsvd[5:0];  
    ParameterType[12:0];  
    ParameterLength[15:0];  
    VendorID[31:0];  
    Subtype[31:0];  
    HOPTableID[15:0];  
    ChannelIndex[15:0];  
    TransmitPower[15:0];
```

```
//=====
```

```
ReaderSerialNumberParameterStruct (SubType=28)
```

```
    Rsvd[5:0];  
    ParameterType[12:0];  
    ParameterLength[15:0];  
    VendorID[31:0];  
    Subtype[31:0];  
    SerialNumberLength[15:0];  
    pSerialNumber[...];
```

```
//=====
```

```
AgcTraceCustomParameterStruct (SubType=29)
```

```
    Rsvd[5:0];  
    ParameterType[12:0];  
    ParameterLength[15:0];  
    VendorID[31:0];  
    Subtype[31:0];  
    port[7:0];  
    channel[7:0];  
    timestamp32[31:0];  
    bb_gain[7:0];  
    rf_gain[7:0];  
    flags[7:0];
```

```
rf_peak[i31:0];
```

```
//=====
```

```
C1G2InventoryControlParameterStruct (SubType=30)
```

```
    Rsvd[5:0];  
    ParameterType[12:0];  
    ParameterLength[15:0];  
    VendorID[31:0];  
    Subtype[31:0];  
    InventoryBothTargets[7:0];  
    QuerySelPredetermined[7:0];  
    MaxIncSlotsQ[7:0];  
    SelectCmdPeriod[15:0];
```

```
//=====
```

```
TagReadCustomParameterStruct (SubType=31)
```

```
    Rsvd[5:0];  
    ParameterType[12:0];  
    ParameterLength[15:0];  
    VendorID[31:0];  
    Subtype[31:0];  
    MB[7:0];  
    DataBitCount[15:0];  
    Data[...];
```

```
//=====
```

```
C1G2TAM1TLVParameterStruct (SubType=32)
```

```
    Rsvd[5:0];  
    ParameterType[12:0];  
    ParameterLength[15:0];  
    VendorID[31:0];  
    Subtype[31:0];  
    OpSpecID[15:0];  
    AuthMethod[7:0];  
    CustomData[7:0];  
    RFU[7:0];  
    KeyId[7:0];  
    IChallengeLength[7:0];  
    IChallenge[...];
```

```
//=====
```

```
C1G2TAM2TLVParameterStruct (SubType=33)
```

```
    Rsvd[5:0];  
    ParameterType[12:0];  
    ParameterLength[15:0];  
    VendorID[31:0];  
    Subtype[31:0];  
    OpSpecID[15:0];  
    AuthMethod[7:0];  
    CustomData[7:0];  
    RFU[7:0];  
    KeyId[7:0];  
    Profile[7:0];  
    Offset[15:0];  
    BlockCount[7:0];  
    ProtMode[7:0];  
    IChallengeLength[7:0];  
    IChallenge[...];
```

```
//=====
```

```
C1G2UntraceableTLVParameterStruct (SubType=34)
```

```
Rsvd[5:0];  
ParameterType[12:0];  
ParameterLength[15:0];  
VendorID[31:0];  
Subtype[31:0];  
OpSpecID[15:0];  
RFU[7:0];  
U[7:0];  
EPC[7:0];  
TID[7:0];  
User[7:0];  
Range[7:0];  
AccessPassword[31:0];
```

```
//=====
```

```
C1G2TAM1OpSpecResultTLVParameterStruct (SubType=35)
```

```
Rsvd[5:0];  
ParameterType[12:0];  
ParameterLength[15:0];  
VendorID[31:0];  
Subtype[31:0];  
Result[7:0];  
OpSpecID[15:0];  
WordCount[15:0];  
ReadData[...];  
IChallengeLength[7:0];  
IChallenge[...];
```

```
//=====
```

```
C1G2TAM2OpSpecResultTLVParameterStruct (SubType=36)
```

```
    Rsvd[5:0];  
    ParameterType[12:0];  
    ParameterLength[15:0];  
    VendorID[31:0];  
    Subtype[31:0];  
    Result[7:0];  
    OpSpecID[15:0];  
    WordCount[15:0];  
    ReadData[...];  
    IChallengeLength[7:0];  
    IChallenge[...];
```

```
//=====
```

```
C1G2UntraceableOpSpecResultTLVParameterStruct (SubType=37)
```

```
    Rsvd[5:0];  
    ParameterType[12:0];  
    ParameterLength[15:0];  
    VendorID[31:0];  
    Subtype[31:0];  
    Result[7:0];  
    OpSpecID[15:0];
```

```
//=====
```

```
AccessSpecPS111TLVCustomParameterStruct (SubType=38)
```

```
    Rsvd[5:0];  
    ParameterType[12:0];  
    ParameterLength[15:0];  
    VendorID[31:0];  
    Subtype[31:0];  
    AccessSpecID[31:0];  
    AntennaID[15:0];  
    ProtocolID[7:0];
```

```
ROSpecID[31:0];  
WritebackPS1111Custom Parameter(1_N);
```

```
//=====
```

```
CustomRoSpecPowerParameterStruct (SubType=39)
```

```
  Rsvd[5:0];  
  ParameterType[12:0];  
  ParameterLength[15:0];  
  VendorID[31:0];  
  Subtype[31:0];  
  AntennaID[15:0];  
  ProtocolID[7:0];  
  PowerIndex[15:0];  
  PowerValue[i31:0];  
  AdvancedAntenna Parameter(0_1);
```

```
//=====
```

```
CustomRoSpecSensitivityParameterStruct (SubType=40)
```

```
  Rsvd[5:0];  
  ParameterType[12:0];  
  ParameterLength[15:0];  
  VendorID[31:0];  
  Subtype[31:0];  
  AntennaID[15:0];  
  ProtocolID[7:0];  
  SensitivityIndex[15:0];  
  SensitivityValue[i31:0];
```

```
//=====
```

```
CustomRoSpecRFModeParameterStruct (SubType=41)
```

```
    Rsvd[5:0];  
    ParameterType[12:0];  
    ParameterLength[15:0];  
    VendorID[31:0];  
    Subtype[31:0];  
    AntennaID[15:0];  
    ProtocolID[7:0];  
    ModeID[31:0];
```

```
//=====
```

```
CustomRoSpecMuxSequenceParameterStruct (SubType=42)
```

```
    Rsvd[5:0];  
    ParameterType[12:0];  
    ParameterLength[15:0];  
    VendorID[31:0];  
    Subtype[31:0];  
    AntennaCount[15:0];  
    pAntennaID[...];
```

```
//=====
```

```
CustomRoSpecInvParamOrderParameterStruct (SubType=43)
```

```
    Rsvd[5:0];  
    ParameterType[12:0];  
    ParameterLength[15:0];  
    VendorID[31:0];  
    Subtype[31:0];  
    ProtocolCount[7:0];  
    pProtocolID[...];
```

```
//=====
```

```
CustomRoSpecSingulationParameterStruct (SubType=44)
```

```
    Rsvd[5:0];  
    ParameterType[12:0];  
    ParameterLength[15:0];  
    VendorID[31:0];  
    Subtype[31:0];  
    session_id[7:0];  
    auto_mac[7:0];  
    inventory_both_targets[7:0];  
    max_incr_slots_q[7:0];  
    number_slots_q[7:0];  
    query_sel[7:0];  
    query_session[7:0];  
    query_target[7:0];  
    select_cmd_period[15:0];
```

```
//=====
```

```
CustomRoSpecFixedFreqParameterStruct (SubType=45)
```

```
    Rsvd[5:0];  
    ParameterType[12:0];  
    ParameterLength[15:0];  
    VendorID[31:0];  
    Subtype[31:0];  
    AntennaID[15:0];  
    ProtocolID[7:0];  
    count[7:0];  
    frequencies[...];
```

```
//=====
```

```
ISOBFilterTLVParameterStruct (SubType=46)
```

```
    Rsvd[5:0];  
    ParameterType[12:0];  
    ParameterLength[15:0];  
    VendorID[31:0];  
    Subtype[31:0];  
    Command[7:0];  
    Mask[7:0];  
    Address[7:0];  
    Data[...];
```

```
//=====
```

```
TagSecurityV1TLVParameterStruct (SubType=47)
```

```
    Rsvd[5:0];  
    ParameterType[12:0];  
    ParameterLength[15:0];  
    VendorID[31:0];  
    Subtype[31:0];  
    OpSpecID[15:0];  
    PWAuthEnable[7:0];
```

```
//=====
```

```
TagSecurityV1OpSpecResultTLVParameterStruct (SubType=48)
```

```
    Rsvd[5:0];  
    ParameterType[12:0];  
    ParameterLength[15:0];  
    VendorID[31:0];  
    Subtype[31:0];  
    Result[7:0];  
    OpSpecID[15:0];  
    OpState[7:0];  
    SecurityState[7:0];  
    TagTypeIndex[7:0];
```

//=====

PrecisionPhaseParameterStruct (SubType=49)

```
Rsvd[5:0];  
ParameterType[12:0];  
ParameterLength[15:0];  
VendorID[31:0];  
Subtype[31:0];  
PrecisionPhase[15:0];
```

//=====

PrecisionRSSIParameterStruct (SubType=50)

```
Rsvd[5:0];  
ParameterType[12:0];  
ParameterLength[15:0];  
VendorID[31:0];  
Subtype[31:0];  
PrecisionRSSI[i15:0];
```

//=====

AdvancedAntennaParameterStruct (SubType=51)

```
Rsvd[5:0];  
ParameterType[12:0];  
ParameterLength[15:0];  
VendorID[31:0];  
Subtype[31:0];  
GainUnits[7:0];  
Gain[i15:0];  
CableLoss[i15:0];  
Attenuation[i15:0];  
ConductedPowerValue[15:0];  
ComputedConductedPowerValue[15:0];
```

//=====

## Power Supply



<b>Model</b>	PSAC30U - 240L6
<b>Dimensions</b>	103.4 x 42.0 x 28.7mm (4.07" x 1.65" x 1.13")
<b>Cord Length</b>	1.50m (59")
<b>Weight</b>	140g (4.94oz)
<b>Voltage - Input</b>	90 ~ 264 VAC
<b>Voltage - Output</b>	24V
<b>Current - Output (Max)</b>	1.25A
<b>Input frequency</b>	47 ~ 63 Hz
<b>Emissions</b>	FCC part 15 class B / EN55022 class B
<b>Inrush current</b>	<60A/115V, <100A/230V
<b>Power (Watts)</b>	30W
<b>Efficiency</b>	DOE VI
<b>Operating Temperature</b>	+0°C ~ +40°C
<b>Storage temperature</b>	-20°C ~ +75°C
<b>EMC</b>	EN55024, EN61000-3-2, -4-2, 4-4, 4-5, 4-6, 4-11
<b>Safety requirements</b>	CE(LVD) EN60950-1:2006+A11(2009)+A1(2010)+ +A12(2011)+A2(2013) , cUL 60950-1 class 2, CB

## **WARRANTY**

All Hardware Products sold by STAR Systems International Limited (SSI) are warranted against defects in material and workmanship under normal use and service for one (1) year from the original date of purchase (the "Warranty"). All batteries that are purchased as part of a reader or package are covered by a six (6) months warranty. Any Extended Warranties must be documented on the original invoice. For defects covered by Warranty, SSI will repair or replace the product, at its sole option, and return it.

## **EXCLUSIONS**

The following are not covered by warranty: abuse, mishandling, acts of God, vandalism, over-voltage, accident, electrostatic discharge damage, failure to follow installation or operating instructions, failure to provide a suitable environment, unauthorized modification of the product, modification of the printed circuit board by parties other than SSI, damage that is caused during shipping for warranty service and any product that is returned with the warranty security seal broken.

## **RMA PROCEDURE**

For products covered by this Warranty, Customers are responsible for payment of shipping costs to the STAR Systems International's designated repair center. STAR Systems International Limited will be responsible for the cost of returning the item in the by its standard shipping method. Any other desired expedited or overnight shipping method's costs will be the customer's responsibility and costs. If this product is returned under this limited warranty, a return authorization form, obtained from the SSI's support department shall be required (RMA number will also be assigned). The Customer may also be directed to an authorized third party by SSI for final repair the product.

If it is decided that this product should be returned directly to SSI or its authorized party, this product must be properly packaged and protected, preferably in the original carton, for shipping. Cartons not bearing a physical return authorization form may be refused receipt and returned at the shipper's costs.

## **DISCLAIMER OF WARRANTIES**

OTHER THAN SET FORTH ABOVE, SSI HEREBY DISCLAIMS ALL WARRANTIES, EXPRESSED OR IMPLIED, INCLUDING WITHOUT LIMITATION, THE WARRANTIES OF MERCHANTABILITY, FITNESS FOR A PARTICULAR PURPOSE AND NONINFRINGEMENT.

## **LIMITATION OF LIABILITY**

IN NO EVENT WILL SSI BE LIABLE FOR ANY CONSEQUENTIAL, INDIRECT, EXEMPLARY, SPECIAL, OR PUNITIVE DAMAGES, WHETHER ARISING OUT OF CONTRACT, TORT, NEGLIGENCE, STRICT LIABILITY OR OTHERWISE. IN NO EVENT WILL STAR SYSTEMS INTERNATIONAL'S TOTAL CUMULATIVE, AGGREGATE LIABILITY, WHETHER ARISING OUT OF CONTRACT, TORT, NEGLIGENCE, STRICT LIABILITY, OR OTHERWISE, EXCEED THE PRICE ACTUALLY PAID BY THE CUSTOMER FOR THE PRODUCT FROM WHICH THE CLAIM ARISES.

---

*This warranty gives the Customer specific legal rights, and the Customer may also have other rights that may vary from local jurisdiction. If the Customer has questions concerning the product or warranty, contact the dealer from which it was purchased. The Customer may also contact STAR Systems International at the following address and ask for warranty assistance.*

---



## About Us

Founded in 2013, STAR Systems International is a world leader in Automatic Vehicle Identification Technologies. STAR Systems focuses on providing best-in-class transponders, readers and professional consulting services for Smart City Initiatives, including Electronic Tolling (ETC), Electronic Vehicle Registration (EVR), Fleet Management, Parking and Secure Access Control applications.

STAR Systems is guided by three principles: Outstanding People, Innovative Products and Service Excellence. These principles reflect the Company's long-term expansive strategy to advance Smart City Technologies. STAR Systems strives to ensure customer success by leveraging the Company's technical expertise and implementation experience. "Your Success Is Our Vision".

For more information on STAR Systems International Limited, visit [www.star-int.net](http://www.star-int.net).

## Technical Support

Visit the Star Systems Website at [www.star-int.net](http://www.star-int.net) and click **Smart Cities Solutions > Technical Support** to request technical support for your RFID product.



Tarvos User Guide Version 1.0

Copyright © 2021 SSI reserves the right to change specifications without prior notice

### Hong Kong - Headquarters

Star Systems International Ltd  
Unit 7B, 8/F Vanta Industrial  
Centre, 21-33 Tai Lin Pai Road,  
Kwai Chung, Hong Kong

[sales@star-int.net](mailto:sales@star-int.net)  
+852 3691 9925

### India

Star RFID & Systems Pvt Ltd.  
Unit 810 A, 8th Floor,  
iThum Tower B,  
Plot No. A40, Sector 62,  
Noida, India

[insales@star-int.net](mailto:insales@star-int.net)  
+91 11437 55220

### North America

Star Systems America, LLC  
9525 Forest View Street Dallas,  
Texas, 75243, USA

[ussales@star-int.net](mailto:ussales@star-int.net)  
+1 888 457 7755 (US Toll Free)

### EMEA

[emeasales@star-int.net](mailto:emeasales@star-int.net)  
+852 3691 9925

### Latin America

Cra.13 # 93-85 office 409.  
Bogotá- Colombia

[latinsales@star-int.net](mailto:latinsales@star-int.net)  
+57 3013255118

### Taiwan

[twsales@star-int.net](mailto:twsales@star-int.net)  
+852 3691 9925